

**Date:** February 09, 2023

To  
The General Manager  
Capital Market (Listing)  
**National Stock Exchange of India Ltd**  
**Address:** Exchange Plaza, Bandra-Kurla Complex,  
Bandra (East), Mumbai-400051.

**Subject:** Outcome of Board Meeting of the Company held today i.e., February 09, 2023.

**Reference:** Disclosure pursuant to Regulation 30 of the Securities and Exchange Board of India (Listing Obligations and Disclosure Requirements), Regulations, 2015.

Dear Sir/Madam,

Pursuant to Regulation 30 of the Securities and Exchange Board of India (Listing Obligations and Disclosure Requirements) Regulations, 2015 (“**Listing Regulations**”); the Board of Directors, at their meeting held on February 09, 2023, through video conferencing deemed to be held at 7<sup>th</sup> Floor T-Square Opp. Chandivali Petrol Pump, Sakinaka, Andheri (East) Mumbai City-400072, Maharashtra, deliberated on the following matters:

- a. Considered and approved the Unaudited Standalone and Consolidated Financial Results for the quarter ended December 31, 2022.
- b. Declared the Interim Dividend for the Financial Year 2022-2023 at the value Rs. 0.75/- per equity share.

It shall also be noted that, pursuant to Regulation 42 of Listing Regulations; the Board has fixed **Wednesday, February 22, 2023** as the "**record date**" for the purpose of ascertaining the eligibility of shareholders for payment of interim dividend.

The Meeting of the Board of Directors was commenced at 11:30 A.M and concluded at 05:00 P.M.

**TOTAL TRANSPORT SYSTEMS LIMITED**

7th floor, T Square, Opp Chandivali Petrol Pump, Sakinaka,  
Andheri(E), Mumbai - 400 072. Maharashtra India.



91-22-66441500 Fax : 91 2266441585  
[www.ttspl.in](http://www.ttspl.in) [info@ttspl.in](mailto:info@ttspl.in)



Further, in view of the ensuing Board Meeting, the Trading Window for dealing in shares of the Company was already being closed for all Directors/ KMPs/Designated Employees/ Connected Persons of the Company from the closing of trading hours on NSE from December 31, 2022, till 48 hours after the declaration of Unaudited Standalone and Consolidated Financial Results for the quarter and half year ended on December 31, 2022 (both days inclusive) in accordance with SEBI (Prohibition of Insider Trading) Regulation, 2015 and the Company's Code of Internal Procedures and Conduct for Regulating, Monitoring, and Reporting of Trading by Insiders.

**For and on behalf of,  
Total Transport Systems Limited**

**Bhavik Trivedi  
Company Secretary & Compliance Officer  
Membership No. A49807**

**TOTAL TRANSPORT SYSTEMS LIMITED**

7th floor, T Square, Opp Chandivali Petrol Pump, Sakinaka,  
Andheri(E), Mumbai - 400 072. Maharashtra India.

 91-22-66441500 Fax : 91 2266441585  
 [www.ttspl.in](http://www.ttspl.in)  [info@ttspl.in](mailto:info@ttspl.in)

Limited Review Report

To  
The Board of Directors,  
Total Transport Systems Limited.

1. We have reviewed the accompanying Statement of Consolidated Unaudited Financial Results of **Total Transport Systems Limited** (“the Parent”) and its subsidiaries (the Parent and its subsidiaries together referred to as “the Group”), and its share of the net profit/(loss) after tax and total comprehensive income / loss of its associate for the quarter ended 31<sup>st</sup> December 2022 and for the period from 01<sup>st</sup> April 2022 to 31<sup>st</sup> December 2022 (“the Statement”), being submitted by the Parent pursuant to the requirement of Regulation 33 of the SEBI (Listing Obligations and Disclosure Requirements) Regulations, 2015, as amended.
2. This Statement, which is the responsibility of the Parent’s Management and approved by the Parent’s Board of Directors, has been prepared in accordance with the recognition and measurement principles laid down in Indian Accounting Standard 34 “Interim Financial Reporting” (“Ind AS 34”), prescribed under Section 133 of the Companies Act, 2013, and other accounting principles generally accepted in India. Our responsibility is to express a conclusion on the Statement based on our review.
3. We conducted our review of the Statement in accordance with the Standard on Review Engagements (SRE) 2410 “Review of Interim Financial Information Performed by the Independent Auditor of the Entity”, issued by the Institute of Chartered Accountants of India. A review of interim financial information consists of making inquiries, primarily of persons responsible for financial and accounting matters, and applying analytical and other review procedures. A review is substantially less in scope than an audit conducted in accordance with Standards on Auditing and consequently does not enable us to obtain assurance that we would become aware of all significant matters that might be identified in an audit. Accordingly, we do not express an audit opinion.

We also performed procedures in accordance with the circular issued by the SEBI under Regulation 33 (8) of the SEBI (Listing Obligations and Disclosure Requirements) Regulations, 2015, as amended, to the extent applicable.

4. The Statement includes the results of the following entities:
  - a. CP World Logistics India Private Limited
  - b. Oneworld Logistics Private Limited
  - c. Total Transport Systems Private Limited (Nepal)
  - d. R N Freight Forwarders Private Limited
  - e. Seedeer (India) E-Commerce Private Limited

5. Based on our review conducted and procedures performed as stated in paragraph 3 above and based on the consideration of the review reports of the other auditors referred to in paragraph 6 below, nothing has come to our attention that causes us to believe that the accompanying Statement, prepared in accordance with the recognition and measurement principles laid down in the aforesaid Indian Accounting Standard and other accounting principles generally accepted in India, has not disclosed the information required to be disclosed in terms of Regulation 33 of the SEBI (Listing Obligations and Disclosure Requirements) Regulations, 2015, as amended, including the manner in which it is to be disclosed, or that it contains any material misstatement.
6. We did not review the interim financial statements of two subsidiaries included in the consolidated unaudited financial results, whose interim financial statements reflect total assets of Rs. 215.40 Lakhs as at 31<sup>st</sup> December 2022 and total revenues of Rs. 82.77 Lakhs and Rs. 325.14 Lakhs, total net profit/(loss) after tax of Rs. 3.15 Lakhs and Rs. 6.04 Lakhs and total comprehensive income of Rs. Nil and Rs. Nil, for the quarter ended 31<sup>st</sup> December 2022 and for the period from 01<sup>st</sup> April 2022 to 31<sup>st</sup> December 2022, respectively, as considered in the consolidated unaudited financial results. The consolidated unaudited financial results also include the Group's share of net profit/(loss) after tax of Rs. Nil and Rs. Nil and total comprehensive income of Rs. Nil and Rs. Nil for the quarter ended 31<sup>st</sup> December 2022 and for the period from 01<sup>st</sup> April 2022 to 31<sup>st</sup> December 2022, respectively, as considered in the consolidated unaudited financial results, in respect of one associate, whose interim financial statements have not been reviewed by us. These interim financial statements have been reviewed by other auditor whose report have been furnished to us by the Management and our conclusion on the Statement, in so far as it relates to the amounts and disclosures included in respect of these subsidiaries and associate, is based solely on the reports of the other auditors and the procedures performed by us as stated in paragraph 3 above.

For S C M K & Co LLP  
Chartered Accountants





S M Chitnis  
Partner  
M. No. 043152

Place: Mumbai  
Date: 9<sup>th</sup> February 2023  
UDIN: 23043152BGSFTH8838

**TOTAL TRANSPORT SYSTEMS LIMITED**  
**CONSOLIDATED BALANCE SHEET AS AT 31<sup>ST</sup> DECEMBER, 2022**  
**( Rs. In Lakhs )**

<b>PARTICULARS</b>	<b>AS AT 31<sup>ST</sup> Dec 2022</b>	<b>AS AT 31<sup>ST</sup> March 2022</b>
<b>I. ASSETS</b>		
<b>1) Non-Current Assets</b>		
(a) Property, Plant and Equipment	1,164.30	949.54
(c) Right of Use Assets	10.71	8.62
(d) Goodwill	267.90	
(e) Other Intangible Assets	8.02	1.50
(f) Intangible Assets under development	-	-
(g) Investments in Subsidiaries and Associates	-	-
(h) Financial Assets		
(i) Investments	132.64	38.27
(ii) Trade Receivables	-	
(iii) Loans	307.29	267.23
(iv) Others (to be specified)	-	
(i) Deferred Tax Asset (Net)	128.09	113.45
	<b>2,018.95</b>	<b>1,378.61</b>
<b>2) Current Assets</b>		
(a) Inventories		
(b) Financial Assets		
(i) Investments	76.75	60.09
(ii) Trade Receivables	7,870.96	10,220.00
(iii) Cash and Cash Equivalents	2,172.12	610.52
(iv) Bank balance other than (iii) above	768.35	263.25
(v) Loans	381.37	77.54
(vi) Others (to be specified)	173.15	127.08
(c) Current Tax Assets (Net)	503.70	510.16
(d) Other Current Assets	-	-
	<b>11,946.41</b>	<b>11,868.64</b>
<b>Total Assets</b>	<b>13,965.36</b>	<b>13,247.25</b>
<b>II. EQUITY AND LIABILITIES</b>		
<b>EQUITY</b>		
(a) Equity Share Capital	1,612.70	1,430.60
(b) Other Equity	6,407.19	4,029.82
<b>Equity attributable to equity holders of the parent</b>	<b>8,019.89</b>	<b>5,460.42</b>
(c) Non- controlling interests	14.39	-28.80
<b>Total Equity</b>	<b>8,034.28</b>	<b>5,431.61</b>

<b>LIABILITIES</b>		
<b>1) Non-Current Liabilities</b>		
(a) Financial Liabilities		
(i) Borrowings	60.45	314.09
(ii) Lease Liability	7.56	-
(iii) Trade Payables	-	-
a. Micro and Small Enterprises		
b. Other than Micro and small Enterprises		
(iv) Other Financial Liabilities (Other than those specified in item (b), to be specified)	-	-
(b) Provisions	497.13	458.66
(c) Deferred Tax Liabilities (Net)	-	-
(d) Other Non-Current Liabilities	-	-
	<b>565.14</b>	<b>772.75</b>
<b>2) Current Liabilities</b>		
(a) Financial Liabilities		
(i) Borrowings	2,287.66	2,331.73
(ii) Lease Liability	2.48	7.82
(iii) Trade Payables		
a. Micro and Small Enterprises		12.39
b. Other than Micro and small Enterprises	1,815.76	3,249.48
(iv) Other Financial Liabilities (Other than those specified in item (c))	34.25	
(b) Provisions	791.19	927.77
(c) Current Tax Liabilities (Net)	-	-
(d) Other Current Liabilities	434.59	513.71
	<b>5,365.94</b>	<b>7,042.89</b>
<b>Total Equity and Liabilities</b>	<b>13,965.35</b>	<b>13,247.25</b>
<div> <div> Date: 9<sup>th</sup> February, 2023  Place: Mumbai </div> <div>  </div> <div> For Total Transport Systems Limited    <b>Shrikant Nibandhe</b>  Director &amp; CFO </div> </div>		

**TOTAL TRANSPORT SYSTEMS LIMITED**  
**CONSOLIDATED STATEMENT OF PROFIT AND LOSS FOR THE NINE MONTHS ENDED 31<sup>ST</sup> DECEMBER, 2022**

( Rs. In Lakhs )

PARTICULARS	Quarter Ended			Nine Months Ended		Year Ended
	31-Dec-22	30-Sep-22	31-Dec-21	31-Dec-22	31-Dec-21	31-Mar-22
	Unaudited	Unaudited	Unaudited	Unaudited	Unaudited	Audited
	Rs.	Rs.	Rs.	Rs.	Rs.	Rs.
<b>I. Revenue From Operations</b>	13,238.61	16,904.49	16,945.30	47,711.69	41,096.55	58,322.93
<b>II. Other Income</b>	13.63	5.46	28.89	23.81	36.64	42.15
<b>III. Total Revenue (I +II)</b>	<b>13,252.25</b>	<b>16,909.95</b>	<b>16,974.20</b>	<b>47,735.50</b>	<b>41,133.19</b>	<b>58,365.08</b>
<b>IV. Expenses</b>						
a. Employee Benefit Expenses	1,063.34	864.95	799.88	2,752.76	2,169.63	3,074.75
b. Finance Cost	90.14	67.11	54.51	239.45	137.03	194.96
c. Depreciation and Amortisation Expenses	58.36	49.04	35.64	148.41	85.27	133.96
d. Other Expenses	11,860.85	15,527.40	15,711.70	43,616.17	37,682.52	53,606.66
<b>V. Total Expenses</b>	<b>13,072.69</b>	<b>16,508.50</b>	<b>16,601.73</b>	<b>46,756.79</b>	<b>40,074.45</b>	<b>57,010.34</b>
<b>VI. Profit Before Exceptional &amp; Extraordinary Items &amp; Tax (III-V)</b>	<b>179.55</b>	<b>401.45</b>	<b>372.47</b>	<b>978.71</b>	<b>1,058.74</b>	<b>1,354.75</b>
<b>VII. Share of (profit)/loss from investment in associate</b>	-	-	-1.85	-	-4.47	-4.64
<b>VIII. Profit Before Extraordinary Items &amp; Tax (VI-VII)</b>	<b>179.55</b>	<b>401.45</b>	<b>370.62</b>	<b>978.71</b>	<b>1,054.28</b>	<b>1,350.11</b>
<b>IX. Extraordinary Items</b>	-	-	-	-	-	-
<b>X. Profit Before Tax (VIII-IX)</b>	<b>179.55</b>	<b>401.45</b>	<b>370.62</b>	<b>978.71</b>	<b>1,054.28</b>	<b>1,350.11</b>
<b>XI. Tax Expense</b>						
a. Current Tax	98.50	158.08	111.88	369.85	314.84	443.73
b. Deferred Tax	-17.54	-3.21	-11.36	-2.82	0.65	-5.80
c. MAT Credit Entitlement	-	-	-	-	-	-
<b>XII. Profit for the Year from Continuing Operations (X-XI)</b>	<b>98.60</b>	<b>246.58</b>	<b>270.10</b>	<b>611.69</b>	<b>738.79</b>	<b>912.18</b>

<b>XIII. Minority Interest</b>	25.36	76.18	-0.53	2.29	0.30	-12.08
	<b>73.23</b>	<b>170.40</b>	<b>270.63</b>	<b>609.39</b>	<b>738.49</b>	<b>924.26</b>
<b>XIV) Other Comprehensive Income</b>	-	-	-	-	-	-
A. Items that will not be reclassified to Profit or loss						
Re-measurement gains/(losses) on defined benefit plans	-	-	-	-	-	-16.20
Income Tax Effect	-	-	-	-	-	0.05
<b>Net other comprehensive income to not be reclassified to profit or loss in subsequent periods</b>	-	-	-	-	-	<b>-16.15</b>
B. Items that will be reclassified to profit or loss in subsequent years						
Exchange difference on translation of foreign operations	-	-0.16	-	-	-	-0.85
Net gain/(loss) on FVTOCI debt Securities	0.71	-0.04	-1.76	0.63	-1.75	0.74
Income Tax Effect	-	-	-	-	-	-0.28
<b>Net other comprehensive income to be reclassified to profit or loss in subsequent periods</b>	<b>0.71</b>	<b>-0.20</b>	<b>-1.76</b>	<b>0.63</b>	<b>-1.75</b>	<b>-0.39</b>
<b>Other Comprehensive Income for the year, net of tax</b>	<b>0.71</b>	<b>-0.20</b>	<b>-1.76</b>	<b>0.63</b>	<b>-1.75</b>	<b>-16.54</b>
<b>XV) Total Comprehensive Income for the period (XII+XIV) (Comprehensive profit (loss) and Other Comprehensive Income for the period)</b>	<b>73.94</b>	<b>170.20</b>	<b>268.87</b>	<b>610.02</b>	<b>736.74</b>	<b>907.72</b>
<b>XVI. Paid-up equity share capital of Rs. 10 Each</b>	1,612.70	1,430.60	1,430.60	1,612.70	1,430.60	1,430.60
<b>XVII. Reserve excluding Revaluation Reserves as per balance sheet of previous accounting year</b>	-	-		6,407.19	3,828.93	4,029.82
<b>XVIII. Earnings Per Share ( not annualised )</b>						
a. Basic	0.50	1.72	1.89	4.15	5.16	6.38
b. Diluted	0.50	1.72	1.89	4.15	5.16	6.38

1. The above Unaudited results, which have been subjected to Limited review by the statutory Auditors of the Company are published in accordance with regulation 33 of the SEBI (LODR) Regulations, have been reviewed by the audit committee and approved and taken on record by the Board of Directors at its meeting held through Video Conferencing on 9th February 2023. The financials results are prepared in accordance with Indian Accounting Standards (Ind AS) as prescribed under Section 133 of the Companies Act, 2013 read with Companies (Indian Accounting Standards) Rules, Companies (Indian Accounting Standards) (Amendment) Rules and other accounting standards generally accepted in India.

2. The format for the audited/unaudited financial results are as prescribed by SEBI circular CIR/CFD/CMD/15/2015 have been modified to comply with the requirements of SEBI circular dated 5th July 2016, Ind AS and Schedule III (Division II) to the Companies Act, 2013, which are applicable to the Companies that are required to comply with Ind AS



3. The statement of Consolidated financial results have been prepared in accordance with Indian Accounting Standards (Ind AS), the provisions of the Companies Act, 2013, as applicable and guidelines issued by the SEBI.

4. Figures have been regrouped /re-classified where ever necessary

5. The Board of Directors of Total Transport Systems Limited declared an interim Dividend of Rs.0.75/per equity share of Rs.10/- each at its meeting held on 9th February, 2023. The interim dividend will be payable to those whose name appears in the register of members as on 22nd February,2023 being the record date for this purpose.

6. During the quarter ended 31st December 2022 the Company has not received any complaint from the investor.

7. The above financial results are available on the website of the Company i.e. [www.ttspl.in](http://www.ttspl.in) under investor tab and on the website of national stock exchange i.e. [www.nseindia.com](http://www.nseindia.com)


8. As per para 45 of Ind AS 103, the acquirer is allowed to report provisional amounts of items for which the accounting is incomplete during the measurement period. The measurement period is one year from the date of acquisition and adjustments if any will be made retrospectively. The company being an acquirer and the acquisition being close to the end of the reporting period the Company is still in the information gathering stages for certain items.

**Date : 9<sup>th</sup> February, 2023**



**Place : Mumbai**

**For Total Transport Systems Limited**



**Shrikant Nibandhe  
Director & CFO**

## TOTAL TRANSPORT SYSTEMS LIMITED

### Segment Reporting

For management purpose, the group is organised into business units based on the nature of services rendered, the different risks and returns and the internal business reporting system. The following are the three reportable segments:

- a) Multimodal transport operations
- b) Last mile delivery operations
- c) CHA Activity

The Board of Directors of the Group monitors the operating results of its business units separately for the purpose of making decisions about resource allocation and performance is evaluated based on profit and loss and is measured consistently with profit and loss in CFS. However, the Group's financing (including finance costs and finance income) and income taxes are managed on a Group basis and are not allocated to operating segments.

Segment revenue is measured in the same way as in the statement of profit or loss. Revenue and expenses which relate to the enterprise as a whole and are not allocable to a segment on reasonable basis have been disclosed as Unallocable. Transactions between segments are eliminated on consolidation.

Particulars	Quarter ended on			Nine Months Ended		Year Ended
	31-Dec-22	30-Sep-22	31-Dec-21	31-Dec-22	31-Dec-21	31-Mar-22
	Unaudited	Unaudited	Unaudited	Unaudited	Unaudited	Audited
<b>1. Segment Revenue</b>						
Multimodal Transport Operations	11,289.48	15,089.63	15,360.35	42,587.26	36,999.75	52,972.64
Last Mile Delivery Operations	1,900.54	1,657.76	1,584.95	4,918.73	4,096.81	5,350.29
CHA Activity	48.59	157.10	-	205.69	-	-
Less: Inter segment	-	-	-	-	-	-
	<b>13,238.61</b>	<b>16,904.49</b>	<b>16,945.30</b>	<b>47,711.69</b>	<b>41,096.56</b>	<b>58,322.93</b>
<b>2. Segment Results</b>						
Multimodal Transport Operations	325.57	571.93	365.09	1,393.97	1,029.80	1,485.99
Last Mile Delivery Operations	-162.31	-177.66	-21.52	-443.44	-7.69	-173.40
CHA Activity	2.66	1.71	-	4.37	-	-
	<b>165.92</b>	<b>395.99</b>	<b>343.57</b>	<b>954.90</b>	<b>1,022.11</b>	<b>1,312.59</b>
Add: Interest Income	13.63	5.46	28.89	23.81	36.64	42.15
<b>Profit Before Tax</b>	<b>179.55</b>	<b>401.45</b>	<b>372.46</b>	<b>978.71</b>	<b>1,058.75</b>	<b>1,354.74</b>
<b>3. Segment Assets</b>						
Multimodal Transport Operations	12,104.56	11,875.14	11,289.93	12,104.56	11,289.93	12,322.64
Last Mile Delivery Operations	1,736.18	1,215.59	928.64	1,736.18	928.64	924.61
CHA Activity	124.62	130.81	-	124.62	-	-
	<b>13,965.36</b>	<b>13,221.54</b>	<b>12,218.57</b>	<b>13,965.36</b>	<b>12,218.57</b>	<b>13,247.25</b>
<b>4. Segment Liabilities</b>						
Multimodal Transport Operations	3,138.75	5,160.01	5,689.47	3,138.75	5,689.47	6,400.84
Last Mile Delivery Operations	2,662.76	1,982.26	1,254.95	2,662.76	1,254.95	1,414.80
CHA Activity	129.57	138.94	-	129.57	-	-
	<b>5,931.08</b>	<b>7,281.21</b>	<b>6,944.42</b>	<b>5,931.08</b>	<b>6,944.42</b>	<b>7,815.64</b>

Date : 9<sup>th</sup> February, 2023  
Place : Mumbai



For Total Transport Systems Limited

Shrikant Nibandhe  
Director & CFO

**S C M K & Co LLP**

**Chartered Accountants**

**Block 2, Samata Sadan,  
S H Paralkar Marg, Dadar West,  
Mumbai-400028**

**Limited Review Report**

To  
The Board of Directors,  
Total Transport Systems Limited.

We have reviewed the accompanying statement of unaudited financial results of M/s Total Transport Systems Limited ("the Company") for the quarter ended 31<sup>st</sup> December 2022. This statement is the responsibility of the Company's Management and has been approved by the Board of Directors. Our responsibility is to issue a report on these financial statements based on our review.

We conducted our review in accordance with the Standard on Review Engagement (SRE) 2410- Review of Interim Financial Information Performed by the Independent Auditor of the Entity, issued by the Institute of Chartered Accountants of India. This standard requires that we plan and perform the review to obtain moderate assurance as to whether the financial statements are free of material misstatement. A review is limited primarily to inquiries of company personnel and analytical procedures applied to financial data and thus provide less assurance than an audit. We have not performed an audit and accordingly, we do not express an audit opinion.

Based on our review conducted as above, nothing has come to our attention that causes us to believe that the accompanying statement of unaudited financial results prepared in accordance with applicable accounting standards and other recognized accounting practices and policies has not disclosed the information required to be disclosed in terms of Regulation 33 of the SEBI (Listing Obligations and Disclosure Requirements) Regulations, 2015 including the manner in which it is to be disclosed, or that it contains any material misstatement.

For S C M K & Co LLP  
Chartered Accountants



S M Chitnis

Partner

M. No. 043152

Place: Mumbai

Date: 09<sup>th</sup> February 2023

UDIN: 23043152BGSFTG1000

**TOTAL TRANSPORT SYSTEMS LIMITED**  
**BALANCE SHEET AS AT 31<sup>ST</sup> DECEMBER, 2022**

( Rs. In Lakhs )

PARTICULARS	AS AT 31 <sup>ST</sup> DECEMBER 2022	AS AT 31 <sup>ST</sup> MARCH 2022
	Unaudited	Audited
<b>I. ASSETS</b>		
<b>1) Non-Current Assets</b>		
(a) Property, Plant and Equipment	1,058.85	879.96
(b) Capital work-in-progress	-	-
(c) Right of Use Assets	3.15	8.63
(d) Investment Property	-	-
(e) Goodwill	-	-
(f) Other Intangible Assets	-	-
(g) Intangible Assets under development	-	-
(h) Investments in Subsidiaries and Associates	524.26	237.26
(i) Financial Assets		
(i) Investments	132.64	38.27
(ii) Trade Receivables	-	-
(iii) Loans	2,165.61	1,140.06
(iv) Others (to be specified)	-	-
(j) Deferred Tax Asset (Net)	106.54	107.85
(k) Other Non-Current Assets	-	-
	<b>3,991.05</b>	<b>2,412.03</b>
<b>2) Current Assets</b>		
(a) Inventories		
(b) Financial Assets		
(i) Investments	76.75	60.09
(ii) Trade Receivables	6,809.28	9,584.74
(iii) Cash and Cash Equivalents	1,856.94	560.18
(iv) Bank balance other than (iii) above	746.13	246.85
(v) Loans	84.73	51.30
(vi) Others (to be specified)	73.16	67.60
(c) Current Tax Assets (Net)	477.39	340.18
(d) Other Current Assets	-	-
	<b>10,124.38</b>	<b>10,910.94</b>
<b>Total Assets</b>	<b>14,115.43</b>	<b>13,322.97</b>
<b>II. EQUITY AND LIABILITIES</b>		
<b>EQUITY</b>		
(a) Equity Share Capital	1,612.70	1,430.60
(b) Other Equity	7,627.64	4,717.46
<b>Total Equity</b>	<b>9,240.34</b>	<b>6,148.06</b>

<b>LIABILITIES</b>		
<b>1) Non-Current Liabilities</b>		
(a) Financial Liabilities		
(i) Borrowings	42.14	298.25
(ii) Lease Liability	-	-
(iii) Trade Payables	-	-
a. total outstanding dues of micro enterprises and small enterprises		
b. total outstanding dues of creditors other than micro enterprises and small enterprises		
(iv) Other Financial Liabilities (Other than those specified in item (b), to be specified)	-	-
(b) Provisions	485.84	447.36
(c) Deferred Tax Liabilities (Net)	-	-
(d) Other Non-Current Liabilities	-	-
	<b>527.98</b>	<b>745.61</b>
<b>2) Current Liabilities</b>		
(a) Financial Liabilities		
(i) Borrowings	2,331.29	2,322.40
(ii) Lease Liability	2.48	7.82
(ii) Trade Payables		
a. total outstanding dues of micro enterprises and small enterprises	-	12.39
b. total outstanding dues of creditors other than micro enterprises and small enterprises	918.65	2,810.41
(iii) Other Financial Liabilities (Other than those specified in item (c))	-	-
(b) Other Current Liabilities	308.95	348.70
(c) Provisions	785.75	927.58
(d) Current Tax Liabilities (Net)	-	-
	<b>4,347.11</b>	<b>6,429.30</b>
<b>Total Equity and Liabilities</b>	<b>14,115.43</b>	<b>13,322.97</b>

Date: 9<sup>th</sup> February, 2023

Place: Mumbai



For Total Transport Systems Limited

Shrikant Nibandhe  
Director & CFO

**TOTAL TRANSPORT SYSTEMS LIMITED**  
**STATEMENT OF PROFIT AND LOSS FOR THE NINE MONTHS ENDED 31<sup>ST</sup> DECEMBER, 2022**

( Rs. In Lakhs )

PARTICULARS	Quarter Ended			Nine Months Ended		Year Ended
	31-Dec-22	30-Sep-22	31-Dec-21	31-Dec-22	31-Dec-21	31st March 2022
	Unaudited	Unaudited	Unaudited	Unaudited	Unaudited	Audited
	Rs.	Rs.	Rs.	Rs.		Rs.
<b>I. Revenue From Operations</b>	11,353.76	15,155.01	15,409.95	42,742.80	37,032.02	53,014.46
<b>II. Other Income</b>	12.31	5.57	31.05	22.36	37.66	42.82
<b>III. Total Revenue (I +II)</b>	<b>11,366.07</b>	<b>15,160.58</b>	<b>15,441.00</b>	<b>42,765.17</b>	<b>37,069.68</b>	<b>53,057.28</b>
<b>IV. Expenses</b>						
a. Employee Benefit Expenses	894.73	741.82	714.67	2,362.79	1,923.55	2,740.18
b. Finance Cost	64.44	61.42	50.72	202.58	129.45	181.28
c. Depreciation and Amortisation Expenses	48.57	41.65	28.64	126.14	67.26	106.77
d. Other Expenses	10,020.90	13,719.89	14,246.70	38,629.07	33,847.76	48,459.79
<b>V. Total Expenses</b>	<b>11,028.65</b>	<b>14,564.78</b>	<b>15,040.72</b>	<b>41,320.59</b>	<b>35,968.01</b>	<b>51,488.02</b>
<b>VI. Profit Before Exceptional &amp; Extraordinary Items &amp; Tax (III-V)</b>	<b>337.42</b>	<b>595.80</b>	<b>400.27</b>	<b>1,444.58</b>	<b>1,101.67</b>	<b>1,569.26</b>
<b>VII. Exceptional Items</b>	-	-	-	-		-
<b>VIII. Profit Before Extraordinary Items &amp; Tax (VI-VII)</b>	<b>337.42</b>	<b>595.80</b>	<b>400.27</b>	<b>1,444.58</b>	<b>1,101.67</b>	<b>1,569.26</b>
<b>IX. Extraordinary Items</b>	-	-	-	-		-
<b>X. Profit Before Tax (VIII-IX)</b>	<b>337.42</b>	<b>595.80</b>	<b>400.27</b>	<b>1,444.58</b>	<b>1,101.67</b>	<b>1,569.26</b>
<b>XI. Tax Expense</b>						
a. Current Tax	97.27	157.46	112.38	367.55	314.56	447.65
b. Deferred Tax	-16.85	-2.74	-8.80	1.31	5.19	0.28
c. MAT Credit Entitlement	-					
<b>XII. Profit for the Year from Continuing Operations (X-XI)</b>	<b>257.00</b>	<b>441.08</b>	<b>296.69</b>	<b>1,075.73</b>	<b>781.92</b>	<b>1,121.33</b>

<b>XIII) Other Comprehensive Income</b>						
<u>A. Items that will not be reclassified to Profit or loss</u>						
Re-measurement gains/(losses) on defined benefit plans	-	-	-	-		-16.64
Income Tax Effect	-	-	-	-		0.28
<b>Net other comprehensive income to not be reclassified to profit or loss in subsequent periods</b>	-	-	-	-	-	<b>-16.36</b>
<u>B. Items that will be reclassified to profit or loss in subsequent years</u>						
Net gain/(loss) on FVTOCI debt Securities	0.71	-0.04	-	0.63		0.74
Income Tax Effect	-	-	-	-		-0.28
<b>Net other comprehensive income to be reclassified to profit or loss in subsequent periods</b>	<b>0.71</b>	<b>-0.04</b>	<b>-</b>	<b>0.63</b>	<b>-</b>	<b>0.46</b>
<b>Other Comprehensive Income for the year, net of tax</b>	<b>0.71</b>	<b>-0.04</b>	<b>-</b>	<b>0.63</b>	<b>-</b>	<b>-15.90</b>
<b>XIV) Total Comprehensive Income for the period (XII+XIII) (Comprehensive profit (loss) and Other Comprehensive Income for the period)</b>	<b>257.71</b>	<b>441.04</b>	<b>296.69</b>	<b>1,076.35</b>	<b>781.92</b>	<b>1,105.43</b>
<b>XV. Paid-up equity share capital of Rs. 10 Each</b>	1,612.70	1,430.60	1,430.60	1,612.70	1,430.60	1,430.60
<b>XVI. Reserve excluding Revaluation Reserves as per balance sheet of previous accounting year</b>	-	-	-	7,627.64	4,393.95	4,717.46
<b>XVII. Earnings Per Share ( not annualised )</b>						
a. Basic	1.75	3.08	2.07	7.32	5.47	7.84
b. Diluted	1.75	3.08	2.07	7.32	5.47	7.84

1. The above Unaudited results, which have been subjected to Limited Review by the statutory Auditors of the Company are published in accordance with regulation 33 of the SEBI (LODR) Regulations, have been reviewed by the audit committee and approved and taken on record by the Board of Directors at its meeting held through Video Conferencing on 9th February, 2023. The financials results are prepared in accordance with Indian Accounting Standards (Ind AS) as prescribed under Section 133 of the Companies Act, 2013 read with Companies (Indian Accounting Standards) Rules, Companies (Indian Accounting Standards) (Amendment) Rules and other accounting standards generally accepted in India.
2. The format for the audited/unaudited financial results are as prescribed by SEBI circular CIR/CFD/CMD/15/2015 have been modified to comply with the requirements of SEBI circular dated 5th July 2016, Ind AS and Schedule III (Division II) to the Companies Act, 2013, which are applicable to the Companies that are required to comply with Ind AS
3. The statement of standalone financial results have been prepared in accordance with Indian Accounting Standards (Ind AS), the provisions of the Companies Act, 2013, as applicable and guidelines issued by the SEBI.
4. Disclosure of segment reporting as per the requirements of Ind AS 108 "Operating Segment" is reported in the consolidated financial statements of the Company. Therefore, the same has not been separately disclosed in the standalone financial statements in line with the requirement of Ind AS 108.
5. Figures have been regrouped /re-classified where ever necessary
6. The Board of Directors of Total Transport Systems Limited declared an interim Dividend of Rs.0.75/- per equity share of Rs.10/- each at its meeting held on 9th February, 2023. The interim dividend will be payable to those whose name appears in the register of members as on 22nd February, 2023 being the record date for this purpose.
7. During the quarter ended 31st December, 2022 the Company has not received any complaint from the investor.
8. The above financial results are available on the website of the Company i.e. [www.ttspl.in](http://www.ttspl.in) under investor tab and on the website of national stock exchange i.e. [www.nseindia.com](http://www.nseindia.com)

Date : 9<sup>th</sup> February, 2023



Place : Mumbai

For Total Transport Systems Limited

A handwritten signature in blue ink, appearing to read "Shrikant Nibandhe".

Shrikant Nibandhe  
Director & CFO