



One World Logistics Pvt Ltd.


Last mile specialists




Total Transport Systems Limited

Result Update Presentation

Q1 FY23



Disclaimer



This presentation has been prepared by Total Transport Systems Limited (the “Company”) solely for information purposes and does not constitute any offer, recommendation or invitation to purchase or subscribe for any securities, and shall not form the basis or be relied on in connection with any contract or binding commitment what so ever. No offering of securities of the Company will be made except by means of a statutory offering document containing detailed information about the Company.

This Presentation has been prepared by the Company based on information and data which the Company considers reliable, but the Company makes no representation or warranty, express or implied, whatsoever, and no reliance shall be placed on, the truth, accuracy, completeness, fairness and reasonableness of the contents of this Presentation. This Presentation may not be all inclusive and may not contain all of the information that you may consider material. Any liability in respect of the contents of, or any omission from, this Presentation is expressly excluded.

Certain matters discussed in this Presentation may contain statements regarding the Company’s market opportunity and business prospects that are individually and collectively forward-looking statements. Such forward-looking statements are not guarantees of future performance and are subject to known and unknown risks, uncertainties and assumptions that are difficult to predict. These risks and uncertainties include, but are not limited to, the performance of the Indian economy and of the economies of various international markets, the performance of the industry in India and world-wide, competition, the company’s ability to successfully implement its strategy, the Company’s future levels of growth and expansion, technological implementation, changes and advancements, changes in revenue, income or cash flows, the Company’s market preferences and its exposure to market risks, as well as other risks. The Company’s actual results, levels of activity, performance or achievements could differ materially and adversely from results expressed in or implied by this Presentation. The Company assumes no obligation to update any forward-looking information contained in this Presentation. Any forward-looking statements and projections made by third parties included in this Presentation are not adopted by the Company and the Company is not responsible for such third party statements and projections.





Table of Contents



01

Executive Summary

02


Consolidated Financial Highlights

03


Company Overview

04

Business Overview



Group Structure



**Total Transport
Systems Ltd**

**CP World Logistics
India Pvt Ltd
(100% Subsidiary)**

**Seedeer India Pvt.
Ltd.
(Joint Venture)**

**Total Transport
Systems Pvt Ltd –
Nepal
(64% Subsidiary)**

New Age Business


**One World
Logistics Pvt Ltd.
(91% Subsidiary)**

Last Mile Delivery


- Under brand 'Abhilaya'
- Freight Forwarding
- Air Freight
- **Already ~10% of turnover**

Standalone Business

- LCL Consolidation
- Freight Forwarding
- Air Freight



Executive Summary



Overview

- Incorporated in 1994 - among reputed players in Indian Logistics Industry
- Represents world's 5th largest consolidators network named "iCargo Alliance" formed along with CP World Group and Fang Cheng International Transportation Services Co. Ltd. of China - access to over 89 countries across 1,100 locations with 166 offices globally
- Member of IATA, FIATA i.e., International Federation of Freight Forwarding Association, Bombay Overseas Freight Brokers Association, Federation of Freight Forwarder's Associations in India, Consolidators Association of India and AMTOI

Marquee Clients

- **Domestic** - TATA Motors Ltd., Reliance Industries Ltd., Raymonds Group, IPCA Labs, Cadila Pharmaceuticals Ltd., Axis Electrical Components, etc.
- **International** - Dachser Intelligent Logistics, Hellman, Agility, DHL, Schenkers, etc.

Business Segments

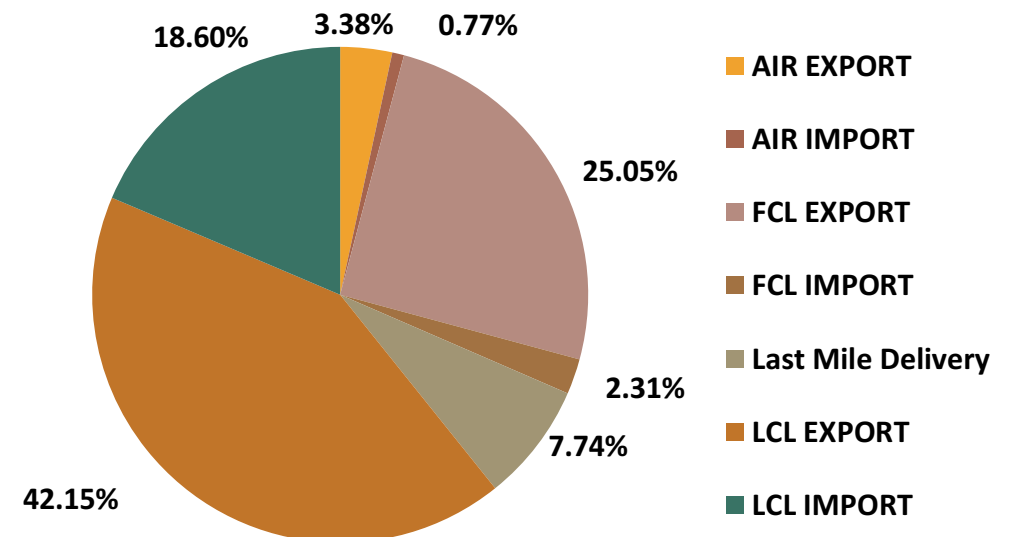
Cargo Consolidation
(LCL & FCL)


Freight Forwarding

Air Freight


Last Mile Delivery

Total Revenue





One World Logistics Pvt Ltd



New Business Segment

- Started Last Mile business in the first six months itself tied with prominent E-Commerce platforms like Amazon, Flipkart, FedEx & SpiceJet since October 2018
- New additions to last mile delivery – 80 ODH for Flipkart, 4 for Jio Mart, TataCliq & Snapdeal

“Abhilaya”

- Operated under brand “Abhilaya”
- India’s fast growing on-demand last-mile delivery solution provider offering tech-enabled delivery solutions for E-commerce, Restaurants, FMCG, Pharma and online & offline retailers

5M+ Shipments

2,200+ Trained Associates

1,100+ Vehicles


800+ Pin Codes

As of June 30, 2022






Consolidated Financial Performance



Managing Director's Message– Q1 FY23




Commenting on the results, Mr. Makarand Pradhan, MD, Total Transport Systems Ltd. said:


“I am happy to share that our Company is almost getting back to original operations of pre-COVID times and generating even better results. For this quarter we registered a revenue of Rs. 175.69 crores with EBITDA and PAT of Rs.5.16 crores and Rs. 2.67 crores respectively. This is mainly due to increased freight rates in FCL exports and imports as well as higher volumes generated.

Through a good and strong setup with partners, our Company is able to focus and grow the last mile delivery business by adding more stations. Greater understanding about the importance of last mile delivery business and being continually conscious of its time sensitive element gives us an edge over others and helps generate higher volumes.

I would like to thank the entire team of TTSL for their untiring efforts, hard work, sincerity and dedication. I would also like to thank our valued Stakeholders, whose support and faith in our Company has given us the determination and ambition to set and achieve higher standards and benchmarks.”




Consolidated Income Statement – Quarterly




Particulars (Rs. Cr.)	Q1 FY23	Q1 FY22	Y-o-Y (%)	Q4 FY22
Revenue from operations	175.69	102.71		172.26
Other Operating income	0.00	0.00		0.00
Total income	175.69	102.71	71.05%	172.26
Employee Cost	8.24	6.88		9.05
Operating expenses	162.28	91.93		159.24
Total Expenditure	170.52	98.80		168.29
EBITDA	5.16	3.91	32.11%	3.97
EBITDA Margin %	2.94%	3.80%	(86 bps)	2.31%
Other Income	0.05	0.01		0.06
Depreciation	0.41	0.23		0.49
Finance Cost	0.82	0.64		0.58
Exceptional Item	0.00	0.00		0.00
Share of (profit)/loss from investment in associate	0.00	(0.02)		0.00
Profit Before Tax	3.98	3.02	31.67%	2.96
Tax	1.31	0.59		1.22
Profit After Tax	2.67	2.43	9.65%	1.73
PAT Margin	1.52%	2.37%	(85 bps)	1.01%
<u>Total Comprehensive Income</u>				
Minority Interest	(0.99)	0.01		(0.12)
Other Comprehensive Income	0.00	0.00		(0.15)
Net Profit	3.66	2.42	50.93%	1.71
Net Profit Margin	2.08%	2.36%	(28 bps)	0.99%
Basic EPS Rs.	1.86	1.70	9.41%	1.21

Q1 FY23 vs Q1 FY22

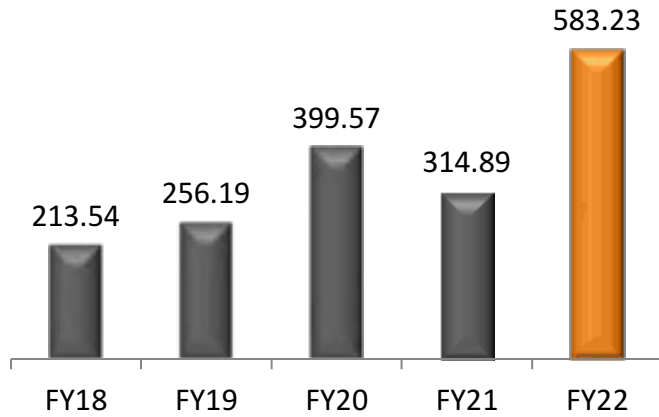
- Increased margin in freight rates in FCL imports and exports along with increase in volumes for sea exports and import LCL resulted in higher growth in revenue
- Increase in EBITDA mainly due to volume boost leading to higher revenue



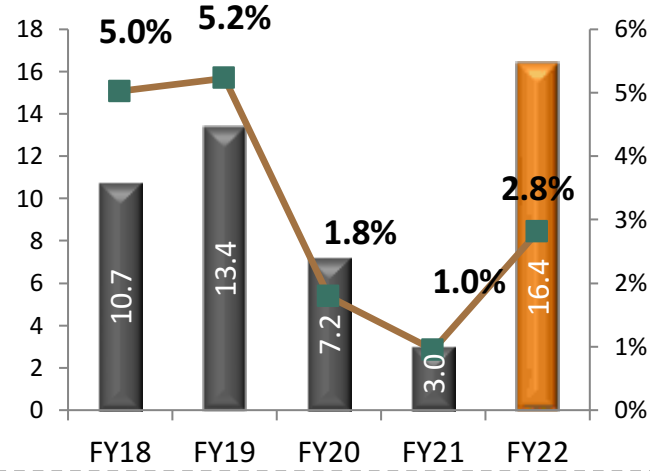
Consolidated Annual Highlights



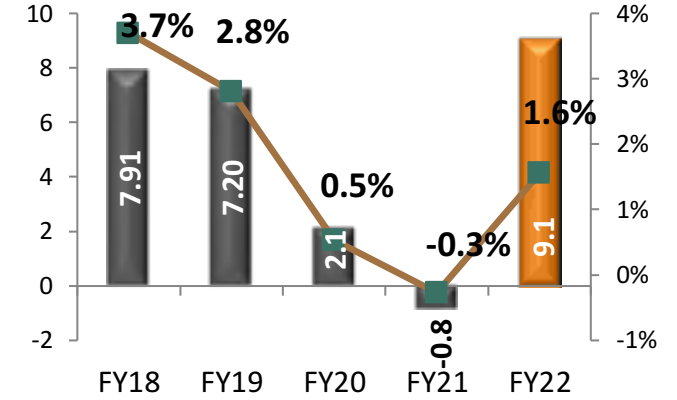
Revenue (Rs. Cr)



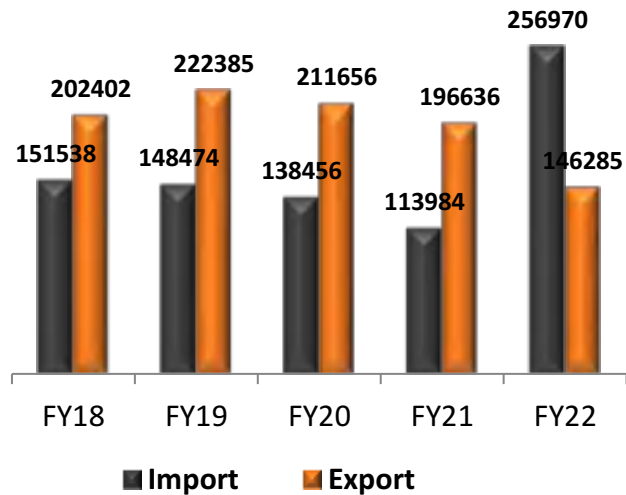
EBITDA (Rs. Cr) / Margin (%)



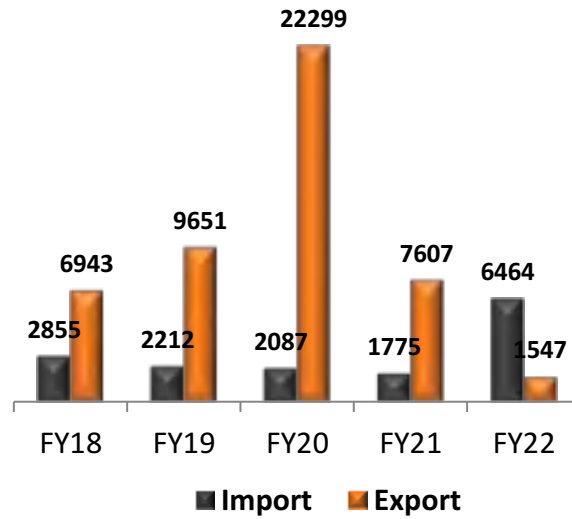
PAT (Rs. Cr) / Margin (%)



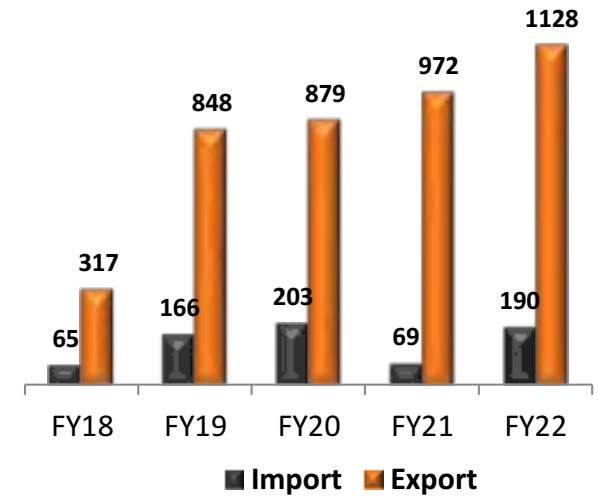
Consolidation (cbms)




Freight Forwarding (TEUs)




Air Freight (Tons)

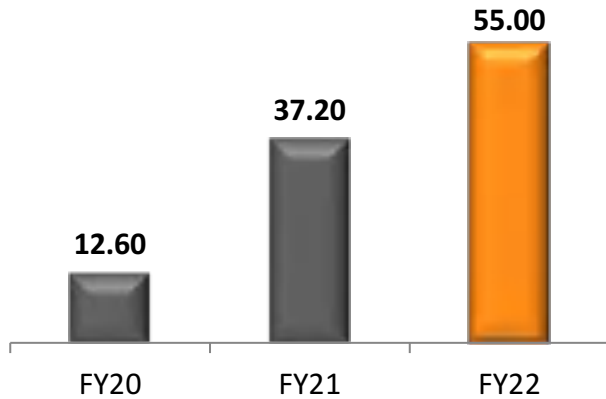




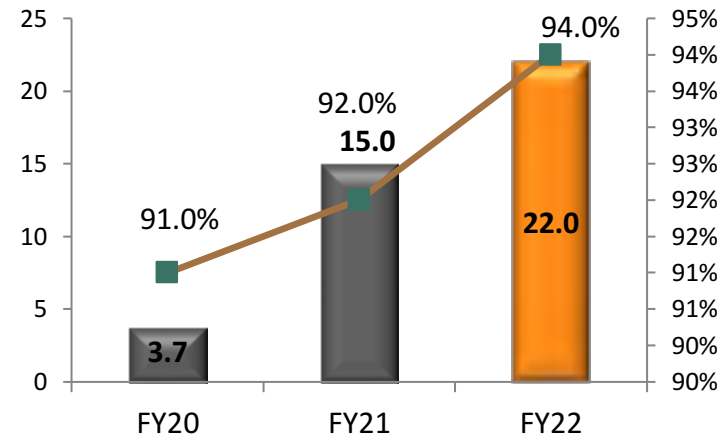
One World Logistics - Highlights



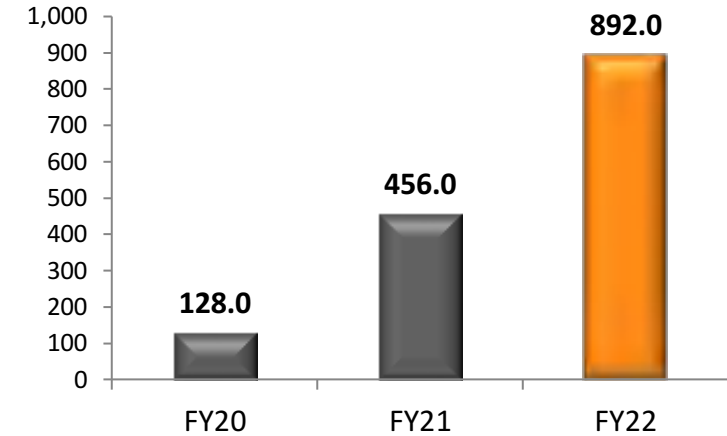
Revenue (Rs. Cr)



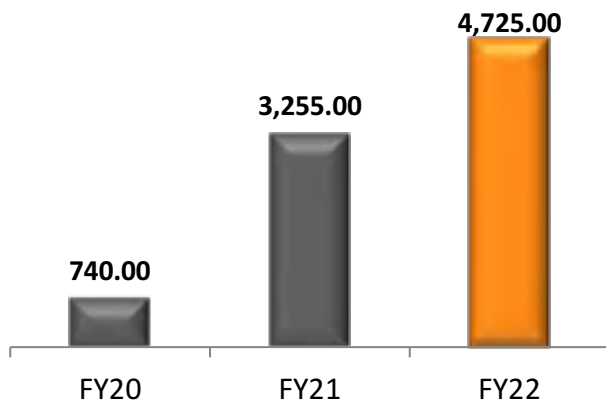
No. of Shipments (in mn) / Delivery Conversion



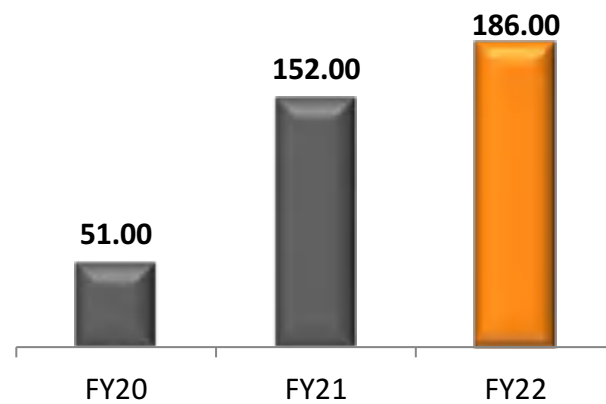
No. of Pincodes Served



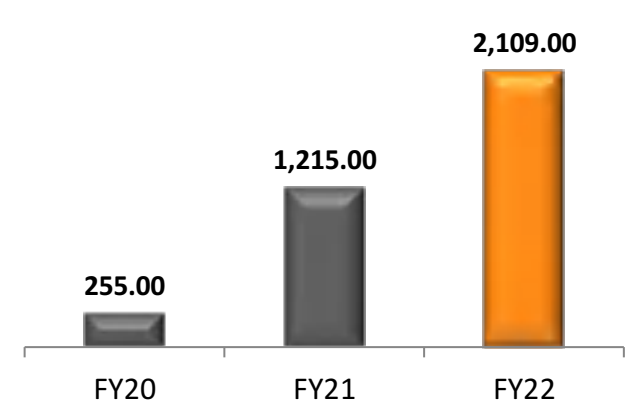
Gross Merchandise Value (Rs. Cr)




No. of Stations




No. of Associates






Consolidated Income Statement – Annual




Particulars (Rs. Cr.)	FY22	FY21	Y-o-Y (%)
Revenue from operations	583.23	314.89	
Other operating income	0.00	0.00	
Total income	583.23	314.89	85.22%
Employee Cost	30.75	20.66	
Operating expenses	536.07	291.23	
Total Expenditure	566.81	311.89	81.73%
EBITDA	16.42	2.99	448.20%
EBITDA Margin %	2.81%	0.95%	186 bps
Other Income	0.42	0.25	
Depreciation	1.34	0.92	
Finance Cost	1.95	2.30	
Exceptional Item	0.00	0.00	
Share of (profit)/loss from investment in associate	(0.05)	(0.07)	
Profit Before Tax	13.50	(0.05)	27541.26%
Tax	4.38	0.79	
Profit After Tax	9.12	(0.84)	1184.51%
PAT Margin	1.56%	(0.27%)	183 bps
<u>Total Comprehensive Income</u>			
Minority Interest	(0.12)	0.02	
Other Comprehensive Income	(0.17)	(0.27)	
Net Profit	9.08	(1.13)	901.09%
Net Profit Margin	1.56%	(0.36%)	192 bps
Basic EPS Rs.	6.38	(0.59)	1181.36%

FY22 vs FY21 -

- Increased freight rates due to vessel unavailability, port congestion, and such other factors due to COVID as well as margins resulted in higher growth in revenue
- Increase in EBITDA mainly due to volume boost - Increase in freight rates has resulted to increase in selling rates. The operating costs too got optimised due to increased volumes



Consolidated Balance Sheet as on 31st Mar'22




Particulars (Rs. Cr)	As on 31 st Mar 2022	As on 31 st Mar 2021
Equity	54.32	46.14
Equity Share Capital	14.31	14.31
Other Equity	40.30	31.70
Minority Interest	-0.29	0.13
Non-current liabilities	7.73	8.37
Long term borrowing	3.14	4.31
Deferred Tax Liabilities (Net)	0.00	0.00
Other non current Liabilities	0.00	0.00
Provisions	4.59	4.06
Current liabilities	70.43	49.30
Short term Borrowings	23.32	18.98
<u>Lease Liabilities</u>	0.08	
<u>Trade Payables</u>	-	-
a. Micro and Small Enterprises	0.12	0.06
b. Other than Micro and small Enterprises	32.49	21.28
Other Financial Liabilities	0.00	0.00
Other Current Liabilities	5.14	2.89
Provisions	9.28	6.09
Current Tax Liabilities (Net)	0.00	0.00
Total Equities & Liabilities	132.47	103.81

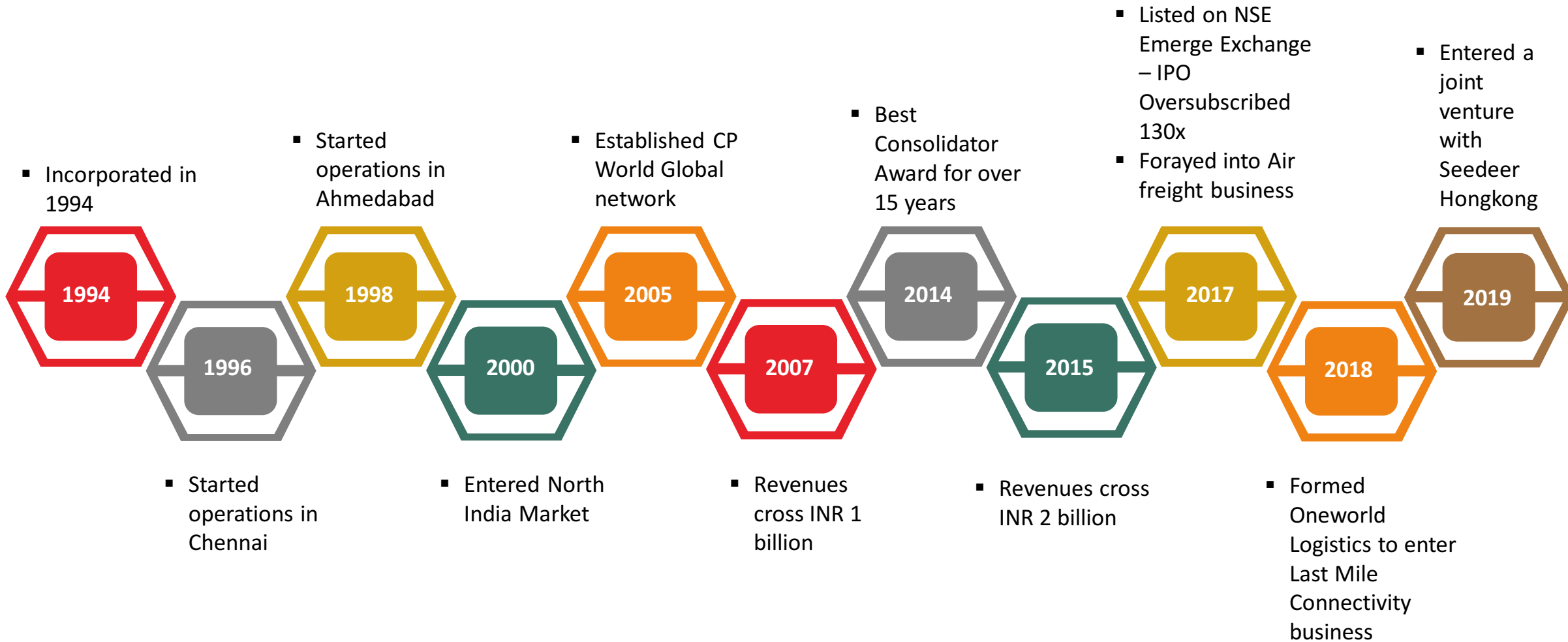

Particulars (Rs. Cr)	As on 31 st Mar 2022	As on 31 st Mar 2021
Non-current assets	13.79	13.50
PPE	9.50	8.05
Capital work-in-progress	0.09	0.00
Right of Use Assets	0.00	0.00
Other Intangible Assets	0.02	0.02
Intangible Assets under Development	0.00	0.13
Investments in subsidiaries and associates	0.00	0.05
Non Current Investments	0.38	0.07
Deferred Tax Assets/ (Liability)	1.13	1.08
Long term Loans & Advances	2.67	3.70
Other Non-Current Assets	0.00	0.41
Current Assets	118.69	90.31
Investments	0.60	
Trade Receivables	102.20	78.18
Cash & Cash Equivalents	6.11	3.51
Bank Balance other than Cash	2.63	0.43
Loans & Advances	0.78	0.57
Others	1.27	0.96
Other Non Current Assets	5.10	6.66
Total Assets	132.47	103.81




Company Overview




Key Milestones





Experienced & Professional Board of Directors



Makarand P. Pradhan – Promoter and Managing Director

- ❑ Director of Company since 1994 and has vast experience in Freight Forwarding and Logistics Industry, stretching over thirty years
- ❑ Oversees Business Policies and overall management of Companies
- ❑ Also associated with various Overseas Organisations and is in best position to lead the Company
- ❑ President of Consolidators Association of India
- ❑ Chairman of CP World Group and I Cargo Alliance


Sanjiv A. Potnis – Promoter and Director

- ❑ Started his career with Dolphin Chartering Services Pvt. Ltd.; Later he joined Forbes Gokak Ltd.
- ❑ Experience of over 25 years in field of Freight Forwarding & Offshore operations and exposure to shipping industry.
- ❑ Responsible for Sales & Marketing across India and globe for Company
- ❑ Actively takes part in key managerial decisions of the Company




Shrikant D. Nibandhe – Promoter and CFO

- ❑ Diverse experience of thirty years in Logistics, Freight Forwarding and Management of Container Freight Stations (CFSs)
- ❑ Associated since 1998 and is actively involved in all discussions with International Associates
- ❑ Also oversees Finance, leads various other functions like Corporate Communication and Human Resources
- ❑ Treasurer of Consolidators Association of India since Inception in 2003



What makes us different...



Robust International Network

- Robust network of consolidator through CP world
- Over 1,100 agents network

Strong Relationships with clients

- Trusted service provider with long term relationships with marquee clients and over 1,000 smaller clients
- Alliance of over 500 CHA's

Functional Expertise

- Strong Employee Network – Over 400 employees (Including contractual) across 11 locations in India
- Robust IT System - Web-based, 24x7 real-time tracking and Standardized software

Freight Consolidation is Cost effective


- Freight consolidation services for shipments are cost effective way to transport low volume cargo
- By grouping shipments with others to fill standard container, Company avoids cost of shipping an entire container on a single customer.

Full responsibility of Shipment & Flexible Pricing


- Takes full responsibility to ship product from point of receipt to point of destination
- Flexible pricing - Pricing is based on nature of goods, location and type of services and facility given to customers.

Strategic Domestic Footprint

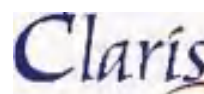
- Present in all major locations including Key hubs, ports



Marquee Clients




**TOTAL™
TRANSPORT**
Keeping Promises Since 1994






Business Overview



Business Verticals



Consolidation

Imports
34.10%

Exports
65.90%

1,07,201
CBMs

Freight Forwarding

Imports
13.58%

Exports
86.42%


2,172
TEUs

Air Freight


291
Tons



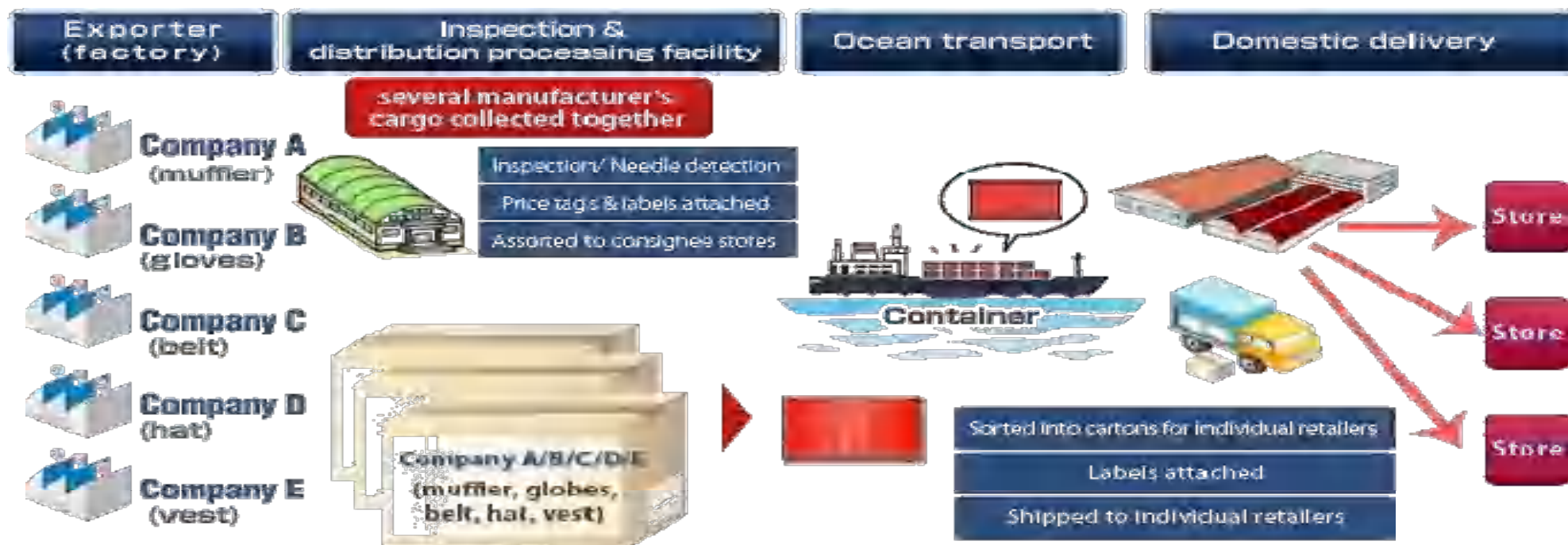
As of June 30,2022




Cargo Consolidation




- Cargo Consolidation for less than container loads (LCL) is one of core business activities of Company since inception, and garners good market share in India
- Consolidates shipments for more than 1,100 destinations worldwide through its network across 89 countries
- Long standing tie-ups with leading shipping lines like CMA–CGM, Maersk, MSC, ONE, Hapag Lloyd, Hyundai & Cosco, etc.
- Strong geographies apart from India, are CIS countries, Africa & Afghanistan






Freight Forwarding




- Leveraging on its LCL leadership to achieve significant presence in Full Container Load (FCL) business as well
- Coordinates with various Shipping Lines, CFS agents and Vendors to provide effective and efficient logistic solutions to its end customers
- Strong buying capacity and controlled business enables them to obtain better rates from carriers
- Good knowledge and experience of moving cargos in inland Africa






Air Freight




- TTSL is an international air freight forwarding company providing professional and reliable international air freight import and export services across the globe.
- It has centralized pricing and co-ordination desk in Mumbai for pan India operations.
- It has strong partners worldwide to provide the best possible solutions to its clients like DDP, DDU and Ex-Works as members of freight forwarding networks.
- Specialized team to handle any type of DGR cargo.
- Professional Airfreight handling team with over 15 years of experience.
- Focused to provide shortest turn around time to get shipments confirmed.
- International Air Transportation Association (IATA) Accredited.
- Activity started in July 17, currently averaging 75 tons per month





CP World Global Network & iCargo Alliance



Greater trust, reliability & exclusivity

Global reach through one-to-one relationships

Contender for top position

- Led formation of exclusive networks (Mr Pradhan is Chairman of both networks)
 - CP World Global Network: Formed with Ken Chiang of Singapore in 2005
 - iCargo Alliance: Formed in 2011 along with CP World Group and Fang Cheng (China)

- 180+ agents connecting 1,100 locations in 89 countries globally that include both key trading partners of India such as Gulf states as well as rapidly growing EXIM hubs such as S.E. Asia, S. America

- Rapid growth in volumes and revenues with increased access to geographies and cargo
- Increased profitability on account of longer routes such as US, Canada, Europe are plied



- Strong global network
- Staff of 1,250 personnel
- Singapore, Hong Kong, Busan and Jebel Ali - Main trans-shipment hubs
- Access to exclusive cargo from/to S.E. Asia, Australia, Gulf states, Europe, Americas




- Registered in Hong Kong
- Promoted by CP World Group and Eurasia Group
- Exclusive cargo alliance across 89 countries with 166 offices




Mr. Makarand Pradhan
Group Chairman
CP World



Mr. Ken Chiang
Group CEO
CP World

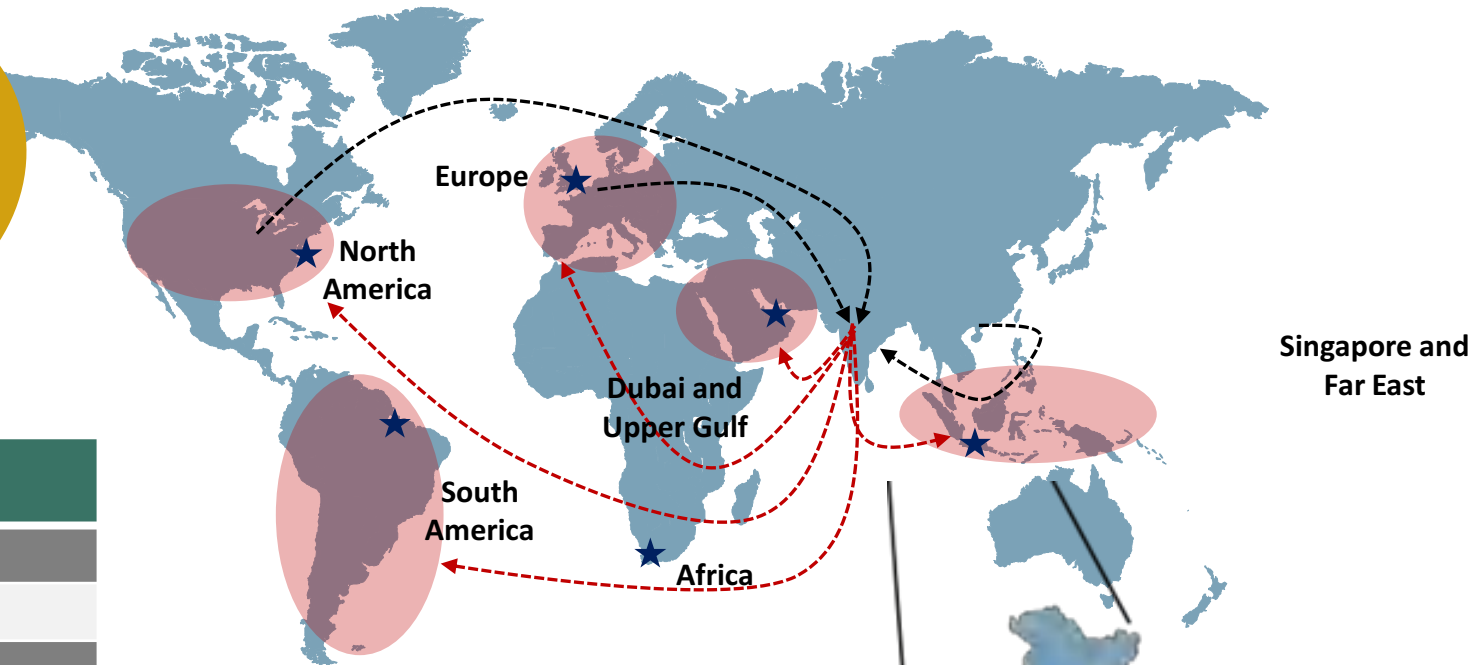


TTSL in association with CP / I cargo Network



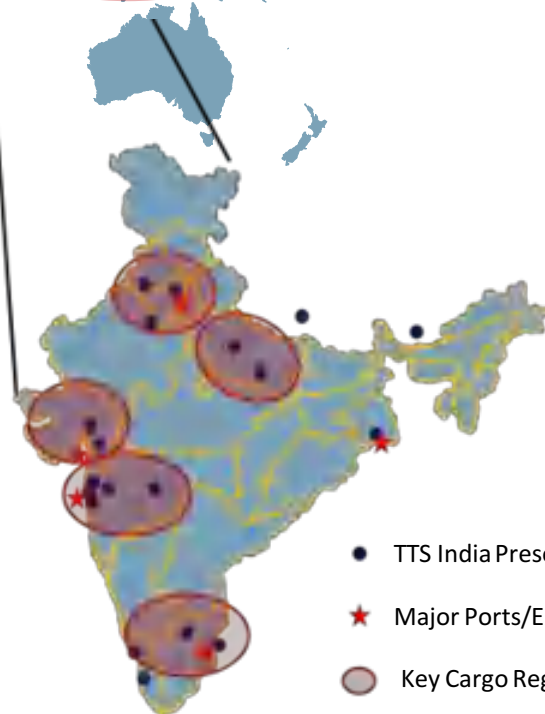
N. America, S. America routes give higher margin per TEU

CP World Contribution	
Asia	36%
Oceania	8%
Europe	20%
Africa	2%
America	12%
South America	10%
Middle East	12%




← Export
→ Import


- Traditionally major routes: Dubai & Upper Gulf, Singapore & Far East
- Increasingly plying longer routes: North America, South America, Europe
- South Africa and other African countries also getting more traffic



● TTS India Presence
★ Major Ports/EXIM hubs
○ Key Cargo Regions



One World Logistics Pvt Ltd- Business Model

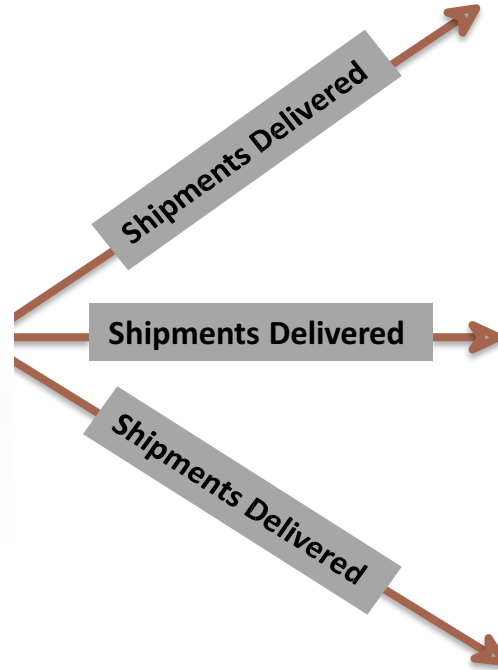



Shipments Picked from stations for final Delivery

DSP / EDSP


Exclusive Distribution Service Partners (EDSP):
EDSP's are station owned by Company at place where shipments from ecommerce players are received for last mile delivery. Currently we operate through 45 EDSPs

Distribution Service Partners (DSP):
These are stations owned as Captive arms by Ecommerce players and Company picks up shipments from respective warehouses for final deliveries. Currently we operate through 60 DSPs





One World Logistics Pvt Ltd- Products offered



Same day Delivery – SDD

Scope : Prime ecommerce delivery with in ty municipal limits from single pick up point. Weight limit 2kg.

Pin code Delivery and Reverse pick up - LMA

Scope : deliveries with in 3 kms to and from origin pick up point, food delivery. Weight limit 2kg.



1. Building delivery stations in Tier II cities – RLMA

Scope : Prime ecommerce delivery and reverse pick up with in the taluka limits from single pick up point . Weight limit 2kg.

2. E-commerce reference Centres


Scope : Creating awareness with local marketing and catalogue promotions at taluka level for online companies



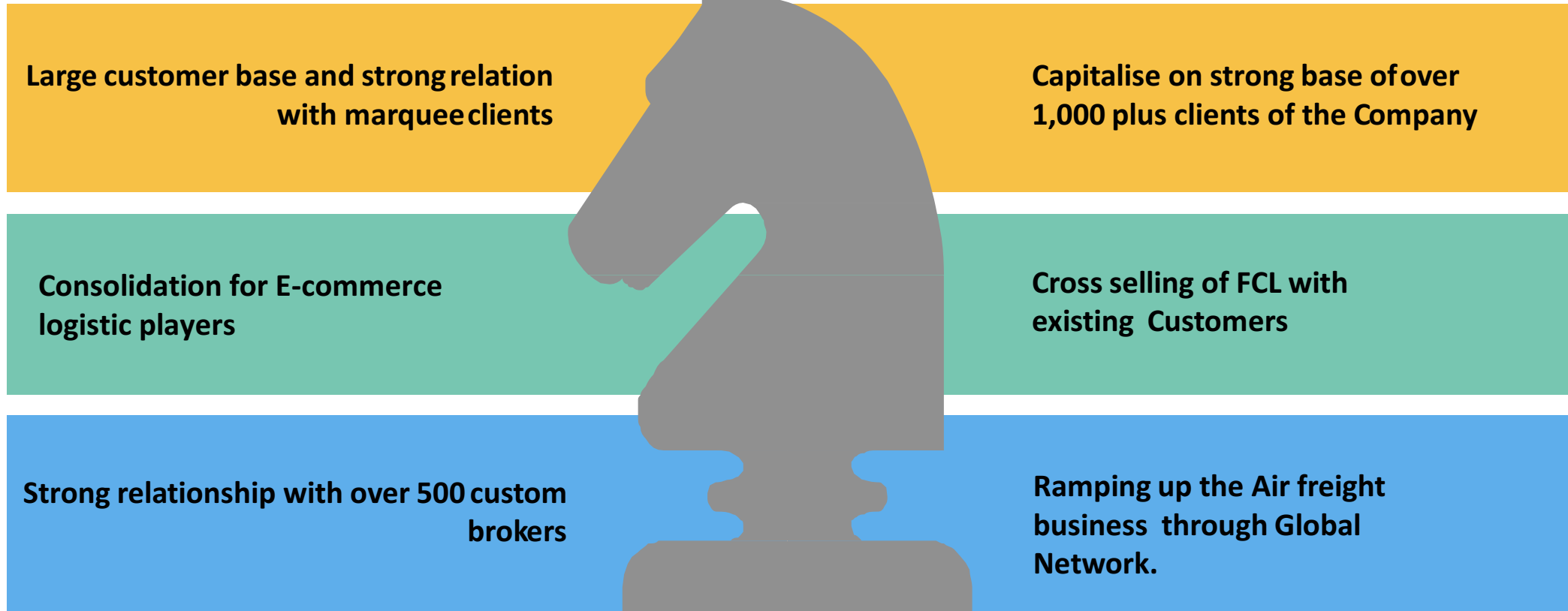

B 2 B Distribution


Scope : Deliveries within same GST state - LTL , FTL






Future Strategy





Thank You



**TOTAL™
TRANSPORT**
Keeping Promises Since 1994

 **NSE** TOTAL

 **TOTAL:IN**

 **TOTA.NS**

For further information, please contact:

Company :

Total Transport Systems Limited

Mr. Bhavik Trivedi

Company Secretary

bhavik.trivedi@mum.ttspl.in

www.ttspl.in

Investor Relations Advisors :

Bridge Investor Relations Pvt. Ltd.

Ms. Savli Mangle

savli@bridge-ir.com

Ms. Disha Shah

disha@bridge-ir.com

www.bridge-ir.com