

**Date:** May 26, 2022

To  
The General Manager  
Capital Market (Listing)  
**National Stock Exchange of India Ltd**  
Exchange Plaza,  
Bandra-Kurla Complex,  
Bandra (East), Mumbai-400051.

**Subject: Outcome of Board Meeting of the Company held today i.e May 26, 2022.**

**Reference: Disclosure pursuant to regulation 30 of the SEBI (Listing Obligations and Disclosure Requirements), Regulations, 2015.**

Dear Sir/Madam,

This is to inform you that pursuant to Regulation 30 of the SEBI (Listing Obligations and Disclosure Requirements) Regulations, 2015; the Board of Directors, at its meeting held today through video conferencing at 7<sup>th</sup> Floor T-Square Opp Chandivali Petrol Pump, Sakinaka Andheri (East) Mumbai City MH 400072, considered and approved the:

- a. Audited Standalone and Consolidated Financial Results for the quarter and financial year ended March 31, 2022 along with the Audit Report thereon.
- b. Appointment of M/s. V R Sabnis and Associates, Chartered Accountants as Internal Auditor for the F.Y 2022-23.
- c. Appointment of M/s. M. Makarand Joshi & Bhalerao, Practicing Company secretaries as Secretarial Auditor.
- d. Appointment of M/s. SSRV & Associates as GST Auditor.
- e. Appointment of Mr. Rajiv Mathuraprasad Saxena (DIN: 08336424) as an Additional Non-Executive Independent Director {brief profile annexed below in **Annexure I**}.

Request you to kindly consider and take the same in your records appointment of Mr. Rajiv Mathuraprasad Saxena, as the Additional Non-Executive Independent Director of the Company i.e. May 26, 2022. To the best of our knowledge and information and as confirmed by Mr. Rajiv Mathuraprasad Saxena, he has not been debarred from holding the office of Director of the Company by virtue of an order of the SEBI or any other authority.

Kindly Note, Brief Profile of the Auditors is annexed below in **Annexure II**.

**TOTAL TRANSPORT SYSTEMS LIMITED**

7th floor, T Square, Opp Chandivali Petrol Pump, Sakinaka,  
Andheri(E), Mumbai - 400 072. Maharashtra India.

Further, in view of the ensuing Board Meeting, the Trading Window for dealing in shares of the Company was already being closed for all Directors/ KMPs/Designated Employees/ Connected Person of the Company from April 01, 2022 till 48 hours after the declaration of audited Standalone and Consolidated Financial Results for the quarter ended March 31, 2022 (both days inclusive) in accordance with SEBI (Prohibition of Insider Trading) Regulation, 2015 and the Company's Code of Internal Procedures and Conduct for Regulating, Monitoring and Reporting of Trading by Insiders.

The meeting was commenced at 11:30 AM and concluded at 03:00 PM

**For and on behalf of,  
Total Transport Systems Limited**

**Bhavik Trivedi  
Company Secretary & Compliance Officer  
Membership No. A49807**

**TOTAL TRANSPORT SYSTEMS LIMITED**

7th floor, T Square, Opp Chandivali Petrol Pump, Sakinaka,  
Andheri(E), Mumbai - 400 072. Maharashtra India.

 91-22-66441500 | Fax : 91 2266441585  
 [www.ttspil.in](http://www.ttspil.in)  [info@ttspil.in](mailto:info@ttspil.in)

**ANNEXURE I:**

Details under Regulation 30 of the SEBI (Listing Obligations and Disclosure Requirements) Regulations, 2015 read along with SEBI Circular CIR/CFD/CMD/4/2015 dated September 09, 2015:

Sr. No.	Particular	Details
1.	Name of the Director	Mr. Rajiv Mathuraprasad Saxena
2.	Reason for change _ viz. Appointment Appointment, resignation, removal, death or otherwise;	Appointment
3.	Date of Appointment	May 26, 2022
4.	Terms of Appointment	Appointed as an Additional Non- Executive Independent Director of the Company for a period of 5 (years) Subject to the approval of shareholders of the Company.
5.	Qualification	Master's in Business Management: Asian Institute of Management
6.	Brief Profile	<p>He served as a Managing Director of Lazard India Limited for 12 years and in Access Corporate Finance for 6 years. Additionally he served as the Head of Mergers &amp; Acquisitions in Essar Group for 10 years.</p> <p>Strong and mature advisory background in Mergers and Acquisitions, from process to final execution. Also well versed in Negotiation with corporates and Large Indian Houses.</p> <p>He also had successful experience in building and leading teams with diverse skills sets and varied work experience.</p>
7.	Disclosure of relationships between directors	NIL

**TOTAL TRANSPORT SYSTEMS LIMITED**

7th floor, T Square, Opp Chandivali Petrol Pump, Sakinaka,  
Andheri(E), Mumbai - 400 072. Maharashtra India.

**ANNEXURE II:**

Details under Regulation 30 of the SEBI (Listing Obligations and Disclosure Requirements) Regulations, 2015 read along with SEBI Circular CIR/CFD/CMD/4/2015 dated September 09, 2015:

Sr. No.	Particular	Details	Details	Details
1.	Name of the Auditor	M/s. V R Sabnis and Associates	M/s. M. Makarand Joshi & Bhalerao	M/s. SSRV & Associates
2.	Reason for change _ viz. Appointment, resignation, removal, death or otherwise;	Appointment	Appointment	Appointment
3.	Date of Appointment	May 26, 2022	May 26, 2022	May 26, 2022
4.	Terms of Appointment	Appointed as an Internal Auditor of the Company for a period of 1 year.	Appointed as a Secretarial Auditor of the Company for a period of 1 year.	Appointed as a GST Auditor of the Company for a period of 1 year.
5.	Brief Profile	M/s. V R Sabnis and Associates headed by C. A. Vikram Sabnis a firm of 5 Chartered Accountant Professionals and 40+ team members, Providing services to clients across industries. And having experience of more than a decade.	Mr. Makarand M. Joshi is a Practicing Company Secretary, he is a Fellow Member of the Institute of Company Secretaries of India.  He has been in Whole Time Company Secretarial Practice from the last 21 years.	M/s. SSRV & Associates is a firm of chartered accountant having officers in Mumbai and Thane.  M/s SSRV and associates was founded by CA Satyendra Sahu, CA Vishnu Kabra and CA Rakesh M Agarwal in the year 2007.
6.	Disclosure of relationships between directors	NIL	NIL	NIL

**TOTAL TRANSPORT SYSTEMS LIMITED**

7th floor, T Square, Opp Chandivali Petrol Pump, Sakinaka, Andheri(E), Mumbai - 400 072. Maharashtra India.

**Auditor's Report on Quarterly Financial Results and Year to Date Results of the Company Pursuant to the Regulation 33 of the SEBI (Listing Obligations and Disclosure Requirements) Regulations, 2015**

To Board of Directors,  
Total Transport Systems Limited

We have audited the quarterly financial results of Total Transport Systems Limited for the quarter ended 31<sup>st</sup> March 2022 and the year to date results for the period 1<sup>st</sup> April 2021 to 31<sup>st</sup> March 2022, attached herewith, being submitted by the company pursuant to the requirement of Regulation 33 of the SEBI (Listing Obligations and Disclosure Requirements) Regulations, 2015 as modified by Circular No. CIR/CFD/FAC/62/2016 dated 5<sup>th</sup> July 2016. These quarterly financial results as well as the year to date financial results have been prepared on the basis of the interim financial statements, which are the responsibility of the company's management. Our responsibility is to express an opinion on these financial results based on our audit of such interim financial statements, which have been prepared in accordance with the recognition and measurement principles laid down in Indian Accounting Standard for Interim Financial Reporting (IND AS 34), prescribed under Section 133 of the Companies Act, 2013 read with relevant rules issued thereunder; or by the Institute of Chartered Accountants of India, as applicable and other accounting principles generally accepted in India.

We conducted our audit in accordance with the auditing standards generally accepted in India. Those standards require that we plan and perform the audit to obtain reasonable assurance about whether the financial results are free of material misstatement(s). An audit includes examining, on a test basis, evidence supporting the amounts disclosed as financial results. An audit also includes assessing the accounting principles used and significant estimates made by management. We believe that our audit provides a reasonable basis for our opinion.

In our opinion and to the best of our information and according to the explanations given to us these quarterly financial results as well as the year to date results:

- (i) Are presented in accordance with the requirements of Regulation 33 of the SEBI (Listing Obligations and Disclosure Requirements) Regulations, 2015 as modified by CIR/CFD/FAC/62/2016 dated 5<sup>th</sup> July 2016 in this regard; and
- (ii) Give a true and fair view of the net profit and other financial information for the quarter ended 31<sup>st</sup> March 2022 as well as the year to date results for the period from 1<sup>st</sup> April 2021 to 31<sup>st</sup> March 2022



**For S C M K & Co LLP**  
**Chartered Accountants**  
**Firm Reg. No. W100662**

**S M Chitnis**  
**Partner**  
**Membership No. 043152**

Place: Mumbai  
Date: 26<sup>th</sup> May 2022  
UDIN: 22043152AJPYGB9523

**TOTAL TRANSPORT SYSTEMS LIMITED**  
**BALANCE SHEET AS AT 31<sup>ST</sup> MARCH, 2022**

( Rs. In Lakhs )

PARTICULARS	AS AT 31 <sup>ST</sup> MARCH 2022	AS AT 31 <sup>ST</sup> MARCH 2021
	Audited	Audited
<b>I. ASSETS</b>		
<b>1) Non-Current Assets</b>		
(a) Property, Plant and Equipment	879.96	733.68
(b) Capital work-in-progress	-	-
(c) Right of Use Assets	8.63	-
(d) Investment Property	-	-
(e) Goodwill	-	-
(f) Other Intangible Assets	-	-
(g) Intangible Assets under development	-	13.15
(h) Investments in Subsidiaries and Associates	237.26	37.26
(i) Financial Assets		
(i) Investments	38.27	6.80
(ii) Trade Receivables	-	-
(iii) Loans	1,140.06	879.39
(iv) Others (to be specified)	-	-
(j) Deferred Tax Asset (Net)	107.85	108.13
(k) Other Non-Current Assets	-	40.65
	<b>2,412.03</b>	<b>1,819.05</b>
<b>2) Current Assets</b>		
(a) Inventories		
(b) Financial Assets		
(i) Investments	60.09	-
(ii) Trade Receivables	9,584.74	7,389.04
(iii) Cash and Cash Equivalents	560.18	165.99
(iv) Bank balance other than (iii) above	246.85	27.59
(v) Loans	51.30	29.38
(vi) Others (to be specified)	67.60	64.87
(c) Current Tax Assets (Net)	340.18	596.58
(d) Other Current Assets	-	-
	<b>10,910.94</b>	<b>8,273.45</b>
<b>Total Assets</b>	<b>13,322.97</b>	<b>10,092.50</b>
<b>II. EQUITY AND LIABILITIES</b>		
<b>EQUITY</b>		
(a) Equity Share Capital	1,430.60	1,430.60
(b) Other Equity	4,717.46	3,719.33
<b>Total Equity</b>	<b>6,148.06</b>	<b>5,149.93</b>

<b>LIABILITIES</b>		
<b>1) Non-Current Liabilities</b>		
(a) Financial Liabilities		
(i) Borrowings	298.25	430.99
(ii) Lease Liability	-	-
(iii) Trade Payables	-	-
a. total outstanding dues of micro enterprises and small enterprises		
b. total outstanding dues of creditors other than micro enterprises and small enterprises		
(iv) Other Financial Liabilities (Other than those specified in item (b), to be specified)	-	-
(b) Provisions	447.36	400.37
(c) Deferred Tax Liabilities (Net)	-	-
(d) Other Non-Current Liabilities	-	-
	<b>745.61</b>	<b>831.36</b>
<b>2) Current Liabilities</b>		
(a) Financial Liabilities		
(i) Borrowings	2,322.40	1,898.00
(ii) Lease Liability	7.82	-
(ii) Trade Payables		
a. total outstanding dues of micro enterprises and small enterprises	12.39	5.52
b. total outstanding dues of creditors other than micro enterprises and small enterprises	2,810.41	1,428.30
(iii) Other Financial Liabilities (Other than those specified in item (c))	-	-
(b) Other Current Liabilities	348.70	180.15
(c) Provisions	927.58	599.23
(d) Current Tax Liabilities (Net)	-	-
	<b>6,429.30</b>	<b>4,111.21</b>
<b>Total Equity and Liabilities</b>	<b>13,322.97</b>	<b>10,092.50</b>

Date: 26<sup>th</sup> May, 2022

Place: Mumbai



For Total Transport Systems Limited

**Makarand Pradhan**  
Managing Director

**TOTAL TRANSPORT SYSTEMS LIMITED**  
**STATEMENT OF PROFIT AND LOSS FOR THE YEAR ENDED 31<sup>ST</sup> MARCH, 2022**

( Rs. In Lakhs )

PARTICULARS	Quarter Ended			Year Ended	
	31st March 2022	31st December 2021	31st March 2021	31st March 2022	31st March 2021
	Audited	Unaudited	Audited	Audited	Audited
	Rs.	Rs.	Rs.	Rs.	Rs.
<b>I. Revenue From Operations</b>	15,982.44	15,409.95	8,667.70	53,014.46	26,479.62
<b>II. Other Income</b>	5.16	31.05	16.92	42.82	17.94
<b>III. Total Revenue (I +II)</b>	<b>15,987.60</b>	<b>15,441.00</b>	<b>8,684.62</b>	<b>53,057.28</b>	<b>26,497.56</b>
<b>IV. Expenses</b>					
a. Employee Benefit Expenses	816.63	714.67	513.11	2,740.18	1,840.15
b. Finance Cost	51.83	50.72	52.44	181.28	222.85
c. Depreciation and Amortisation Expenses	39.51	28.64	18.62	106.77	84.86
d. Other Expenses	14,612.03	14,246.70	7,728.22	48,459.79	24,071.24
<b>V. Total Expenses</b>	<b>15,520.01</b>	<b>15,040.72</b>	<b>8,312.39</b>	<b>51,488.02</b>	<b>26,219.10</b>
<b>VI. Profit Before Exceptional &amp; Extraordinary Items &amp; Tax (III-V)</b>	<b>467.59</b>	<b>400.27</b>	<b>372.23</b>	<b>1,569.26</b>	<b>278.46</b>
<b>VII. Exceptional Items</b>	-	-	-	-	-
<b>VIII. Profit Before Extraordinary Items &amp; Tax (VI-VII)</b>	<b>467.59</b>	<b>400.27</b>	<b>372.23</b>	<b>1,569.26</b>	<b>278.46</b>
<b>IX. Extraordinary Items</b>	-	-	-	-	-
<b>X. Profit Before Tax (VIII-IX)</b>	<b>467.59</b>	<b>400.27</b>	<b>372.23</b>	<b>1,569.26</b>	<b>278.46</b>
<b>XI. Tax Expense</b>					
a. Current Tax	133.09	112.38	89.95	447.65	89.95
b. Deferred Tax	-4.91	-8.80	-20.58	0.28	-13.05
c. MAT Credit Entitlement	-	-	-	-	-
<b>XII. Profit for the Year from Continuing Operations (X-XI)</b>	<b>339.41</b>	<b>296.69</b>	<b>302.85</b>	<b>1,121.33</b>	<b>201.56</b>



<b>XIII) Other Comprehensive Income</b>					
<b>A. Items that will not be reclassified to Profit or loss</b>					
Re-measurement gains/(losses) on defined benefit plans	-16.64	-	-35.72	-16.64	-35.72
Income Tax Effect	0.28	-	7.59	0.28	7.59
<b>Net other comprehensive income to not be reclassified to profit or loss in subsequent periods</b>	<b>-16.36</b>	<b>-</b>	<b>-28.13</b>	<b>-16.36</b>	<b>-28.13</b>
<b>B. Items that will be reclassified to profit or loss in subsequent years</b>					
Net gain/(loss) on FVTOCI debt Securities	0.74	-	0.90	0.74	0.90
Income Tax Effect	-0.28	-	-0.20	-0.28	-0.20
<b>Net other comprehensive income to be reclassified to profit or loss in subsequent periods</b>	<b>0.46</b>	<b>-</b>	<b>0.70</b>	<b>0.46</b>	<b>0.70</b>
<b>Other Comprehensive Income for the year, net of tax</b>	<b>-15.90</b>	<b>-</b>	<b>-27.43</b>	<b>-15.90</b>	<b>-27.43</b>
<b>XIV) Total Comprehensive Income for the period (XII+XIII) (Comprehensive profit (loss) and Other Comprehensive Income for the period)</b>	<b>323.51</b>	<b>296.69</b>	<b>275.42</b>	<b>1,105.43</b>	<b>174.13</b>
<b>XV. Paid-up equity share capital of Rs. 10 Each</b>	1,430.60	1,430.60	1,430.60	1,430.60	1,430.60
<b>XVI. Reserve excluding Revaluation Reserves as per balance sheet of previous accounting year</b>	-	-	-	4,717.46	3,719.33
<b>XVII. Earnings Per Share ( not annualised )</b>					
a. Basic	2.37	2.07	2.12	7.84	1.41
b. Diluted	2.37	2.07	2.12	7.84	1.41

1. The above results, which have been subjected to an audit by the statutory Auditors of the Company are published in accordance with regulation 33 of the SEBI (LODR) Regulations, have been reviewed by the audit committee and approved and taken on record by the Board of Directors at its meeting held through Video Conferencing on 26th May 2022. The financials results are prepared in accordance with Indian Accounting Standards (Ind AS) as prescribed under Section 133 of the Companies Act, 2013 read with Companies (Indian Accounting Standards) Rules, Companies (Indian Accounting Standards) (Amendment) Rules and other accounting standards generally accepted in India.
2. The format for the audited/unaudited financial results are as prescribed by SEBI circular CIR/CFD/CMD/15/2015 have been modified to comply with the requirements of SEBI circular dated 5th July 2016, Ind AS and Schedule III (Division II) to the Companies Act, 2013, which are applicable to the Companies that are required to comply with Ind AS
3. The statement of standalone financial results have been prepared in accordance with Indian Accounting Standards (Ind AS), the provisions of the Companies Act, 2013, as applicable and guidelines issued by the SEBI.
4. Disclosure of segment reporting as per the requirements of Ind AS 108 "Operating Segment" is reported in the consolidated financial statements of the Company. Therefore, the same has not been separately disclosed in the standalone financial statements in line with the requirement of Ind AS 108.
5. Figures have been regrouped /re-classified where ever necessary
6. Figure of the last quarter ended 31st March, 2022 are the balancing figure between Audited figure in respect of the full Financial year & published year-to-date figure upto the 3rd Quarter of the current financial year.
7. During the quarter and year ended 31st March, 2022 the Company has not received any complaint from the investor.
8. The above financial results are available on the website of the Company i.e. [www.ttspl.in](http://www.ttspl.in) under investor tab and on the website of national stock exchange i.e. [www.nseindia.com](http://www.nseindia.com)

Date : 26<sup>th</sup> May, 2022



Place : Mumbai

For Total Transport Systems Limited

Makarand Pradhan  
Managing Director

**TOTAL TRANSPORT SYSTEMS LIMITED**  
**CASH FLOW STATEMENT FOR THE YEAR ENDED 31<sup>ST</sup> MARCH, 2022**

( Rs. In Lakhs )

PARTICULARS	FOR THE YEAR ENDED 31 <sup>ST</sup> MARCH, 2022	FOR THE YEAR ENDED 31 <sup>ST</sup> MARCH, 2021
<b><u>A. Cash flow from operating activities:</u></b>		
Profit before tax	1,569.26	278.46
<i>Adjustments:</i>		-
Depreciation & amortization	106.77	84.86
Interest Expense	181.28	222.85
Interest Income	-36.59	-17.94
Loss on Sale of Assets	10.96	18.92
Profit on Sale of Assets	-4.11	-
Intangible Assets under development written off	13.15	-
Provision for Gratuity	30.35	29.21
Net Gain / Loss Arising On Financial Assets Mandatorily Measured At FVTPL	-0.68	-
<i>Working capital changes :</i>		
Increase / ( Decrease ) in Trade Payable	1,388.98	-2,037.52
Increase / ( Decrease ) in Lease Liabilities	7.82	-
Increase / ( Decrease ) in Other Current Liabilities	168.55	-214.29
Increase / ( Decrease ) in Short-Term Provisions	328.35	105.28
Increase / ( Decrease ) in Trade Receivables	-2,195.70	2,249.71
Increase / ( Decrease ) in Current Investments	-60.09	-
Increase / ( Decrease ) in Bank Balance other than Cash and Cash Equivalents	-219.26	-6.20
Increase / ( Decrease ) in Other Financial Assets	-2.73	5.11
Increase / ( Decrease ) in Short-Term Loans and Advances	-21.92	2.83
<b>Net cash generated from operations</b>	<b>1,264.38</b>	<b>721.28</b>
Direct taxes Paid	-150.60	-260.11
<b>Net cash generated by operating activities</b>	<b>1,113.78</b>	<b>461.17</b>
<b><u>B. Cash flow from investing activities:</u></b>		
Purchase of fixed assets	-258.82	-14.40
Sale of Asset	5.60	-
Increase / ( Decrease ) in Loan given to Related Parties	-517.72	-232.12
Increase / ( Decrease ) in Balances Given to Government	57.05	-4.72
Interest Income	36.59	17.94
Investment in Mutual Funds	-30.05	-
Acquisition of Right to Use Assets	-15.31	-
<b>Net cash used in investing activities</b>	<b>-722.66</b>	<b>-233.30</b>
<b><u>C. Cash flow from financing activities:</u></b>		
Interest Expense	-181.28	-222.85
Working Capital Loan	-	427.98
Vehicle Loan	60.00	-
Interim Dividend	-107.30	-
Repayment of Loans	-45.50	-34.79
<b>Net cash (used in) / generated from financing activities</b>	<b>-274.08</b>	<b>170.34</b>
<b>Net increase in cash and cash equivalents during the year</b>	<b>117.04</b>	<b>398.21</b>
<b>Cash and cash equivalents at the beginning of the year</b>	<b>-1,718.98</b>	<b>-2,117.20</b>
<b>Cash and cash equivalents at the end of the year</b>	<b>-1,601.94</b>	<b>-1,718.98</b>

<b>Cash and cash equivalents at the beginning of the year Comprise of the following</b>		
Cash and Cash Equivalents	165.99	18.82
Bank Overdraft	-1,884.97	-2,136.02
<b>Total</b>	<b>-1,718.98</b>	<b>-2,117.20</b>
<b>Cash and cash equivalents at the end of the year Comprise of the following</b>		
Cash and Cash Equivalents	560.18	165.99
Bank Overdraft	-2,162.12	-1,884.97
<b>Total</b>	<b>-1,601.94</b>	<b>-1,718.98</b>

Date: 26<sup>th</sup> May, 2022

Place: Mumbai



For Total Transport Systems Limited

**Makarand Pradhan**  
Managing Director

**Auditor's Report on the audit of the annual financial results of the group with the last quarter financial results being balancing figures Pursuant to the Regulation 33 of the SEBI (Listing Obligations and Disclosure Requirements) Regulations, 2015**

To Board of Directors,  
Total Transport Systems Limited

We have audited the accompanying Statement of Consolidated Financial Results of Total Transport Systems Limited ("the Parent") and its subsidiaries (the Parent and its subsidiaries together referred to as "the Group") and its share of the net profit/(loss) after tax and total comprehensive income / loss of its associate for the year ended 31 March 2022 ("the Statement"), being submitted by the Parent pursuant to the requirement of Regulation 33 of the SEBI (Listing Obligations and Disclosure Requirements) Regulations, 2015, as amended

This Statement, which is the responsibility of the Parent's Management and approved by the Parent's Board of Directors, has been compiled from the related interim consolidated financial statements which has been prepared in accordance with the recognition and measurement principles laid down in Indian Accounting Standard 34 "Interim Financial Reporting" ("Ind AS 34"), prescribed under Section 133 of the Companies Act, 2013, and other accounting principles generally accepted in India. Our responsibility is to express an opinion on the Statement based on our audit of such interim consolidated financial statements.

We conducted our audit in accordance with the Standards on Auditing specified under Section 143(10) of the Companies Act 2013. Those Standards require that we comply with ethical requirements and plan and perform the audit to obtain reasonable assurance about whether the Statement is free from material misstatement.

An audit involves performing procedures to obtain audit evidence about the amounts and the disclosures in the Statement. The procedures selected depend on the auditor's judgment, including the assessment of the risks of material misstatement of the Statement, whether due to fraud or error. In making those risk assessments, the auditor considers internal control relevant to the Parent's preparation and fair presentation of the Statement in order to design audit procedures that are appropriate in the circumstances, but not for the purpose of expressing an opinion on the Parent's internal financial control with reference to the Statement. An audit also includes evaluating the appropriateness of the accounting policies used and the reasonableness of the accounting estimates made by the Management, as well as evaluating the overall presentation of the Statement.

We also performed procedures in accordance with the circular issued by the SEBI under Regulation 33 (8) of the SEBI (Listing Obligations and Disclosure Requirements) Regulations, 2015, as amended, to the extent applicable.

We believe that the audit evidence obtained by us and the audit evidence obtained by the other auditors in terms of their reports referred to in below, is sufficient and appropriate to provide a basis for our audit opinion.

In our opinion and to the best of our information and according to the explanations given to us, and based on the consideration of the reports of the other auditors on separate financial statements and the other financial information of branches and joint operations of the Group, subsidiaries, associates and joint ventures referred to below, the Statement:

- A. Includes the results of the following entities:
- CP World Logistics Private Limited
  - Oneworld Logistics Private Limited
  - Total Transport Systems Private Limited (Nepal)
  - Seedeer (India) E-Commerce Private Limited - Associate
- B. Is presented in accordance with the requirements of Regulation 33 of the SEBI (Listing Obligations and Disclosure Requirements) Regulations, 2015, as amended; and
- C. Gives a true and fair view in conformity with the recognition and measurement principles laid down in the aforesaid Indian Accounting Standards and other accounting principles generally accepted in India of the consolidated total comprehensive income (comprising of net profit and other comprehensive loss) and other financial information of the Group for the year ended 31<sup>st</sup> March 2022

We did not audit the financial statements of Total Transport Systems Private Limited (Nepal) included in the consolidated financial results, whose financial statements reflect total assets of Rs. 90.06 Lakhs as at 31st March, 2022, total revenues of Rs.217.34 Lakhs, total net profit / (loss) after tax of Rs. 4.94 Lakhs, and cash flows (net) of Rs. (5.96) Lakhs for the year ended on that date, as considered in the consolidated financial results. The consolidated financial results also include the Group's share of net loss of Rs. 4.64 Lakhs for the year ended 31st March, 2022, as considered in the consolidated financial results, in respect of Seedeer (India) E-Commerce Private Limited an associate, whose financial statements have not been audited by us. These financial statements have been audited by other auditors whose reports have been furnished to us by the Management and our opinion on the consolidated financial results, in so far as it relates to the amounts and disclosures included in respect of these subsidiaries and associates, is based solely on the reports of the other auditors and the procedures performed by us as stated in paragraph above.

Our opinion on the Statement is not modified in respect of the above matters

The Statement includes the results for the quarter year ended 31<sup>st</sup> March 2022 being the balancing figure between audited figures in respect of the full financial year and the published unaudited year to date figures up to the quarter ended of the current financial year which were subject to limited review by us.



**For S C M K & Co. LLP**  
**Chartered Accountants**  
**Firm Reg. No. W100662**

**S M Chitnis**  
**Partner**  
**Membership No. 043152**

Place: Mumbai  
Date: 26<sup>th</sup> May 2022  
UDIN: 22043152AJPYDR2811

**TOTAL TRANSPORT SYSTEMS LIMITED**  
**CONSOLIDATED BALANCE SHEET AS AT 31<sup>ST</sup> MARCH, 2022**

( Rs. In Lakhs )

PARTICULARS	AS AT 31 <sup>st</sup> March 2022	AS AT 31 <sup>st</sup> March 2021
<b>I. ASSETS</b>		
<b>1) Non-Current Assets</b>		
(a) Property, Plant and Equipment	949.54	805.03
(b) Capital work-in-progress	8.62	-
(c) Investment Property		
(d) Goodwill		
(e) Other Intangible Assets	1.50	2.00
(f) Intangible Assets under development	-	13.15
(g) Investments in Subsidiaries and Associates	-	4.64
(h) Financial Assets		
(i) Investments	38.27	6.80
(ii) Trade Receivables		-
(iii) Loans	267.23	370.23
(iv) Others (to be specified)		-
(i) Deferred Tax Asset (Net)	113.45	107.88
(j) Other Non-Current Assets	-	40.65
	<b>1,378.61</b>	<b>1,350.37</b>
<b>2) Current Assets</b>		
(a) Inventories		
(b) Financial Assets		
(i) Investments	60.09	-
(ii) Trade Receivables	10,220.00	7,817.91
(iii) Cash and Cash Equivalents	610.52	350.67
(iv) Bank balance other than (iii) above	263.25	43.30
(v) Loans	77.54	57.04
(vi) Others (to be specified)	127.08	95.69
(c) Current Tax Assets (Net)	510.16	666.06
(d) Other Current Assets	-	-
	<b>11,868.64</b>	<b>9,030.67</b>
<b>Total Assets</b>	<b>13,247.25</b>	<b>10,381.04</b>
<b>II. EQUITY AND LIABILITIES</b>		
<b>EQUITY</b>		
(a) Equity Share Capital	1,430.60	1,430.60
(b) Other Equity	4,029.82	3,170.13
<b>Equity attributable to equity holders of the parent</b>	<b>5,460.42</b>	<b>4,600.73</b>
(c) Non- controlling interests	-28.80	13.19
<b>Total Equity</b>	<b>5,431.61</b>	<b>4,613.92</b>

<b>LIABILITIES</b>		
<b>1) Non-Current Liabilities</b>		
(a) Financial Liabilities		
(i) Borrowings	314.09	430.99
(ii) Trade Payables	-	-
a. Micro and Small Enterprises		
b. Other than Micro and small Enterprises		
(iii) Other Financial Liabilities (Other than those specified in item (b), to be specified)	-	-
(b) Provisions	458.66	406.17
(c) Deferred Tax Liabilities (Net)	-	-
(d) Other Non-Current Liabilities	-	-
	<b>772.75</b>	<b>837.17</b>
<b>2) Current Liabilities</b>		
(a) Financial Liabilities		
(i) Borrowings	2,331.73	1,898.00
(ii) Lease Liability	7.82	-
(iii) Trade Payables		
a. Micro and Small Enterprises	12.39	5.52
b. Other than Micro and small Enterprises	3,249.48	2,127.93
(iv) Other Financial Liabilities (Other than those specified in item (c))		-
(b) Provisions	927.77	609.23
(c) Current Tax Liabilities (Net)	-	-
(d) Other Current Liabilities	513.71	289.26
	<b>7,042.89</b>	<b>4,929.95</b>
<b>Total Equity and Liabilities</b>	<b>13,247.25</b>	<b>10,381.04</b>

Date: 26<sup>th</sup> May, 2022

Place: Mumbai



For Total Transport Systems Limited

**Makarand Pradhan**  
Managing Director



**TOTAL TRANSPORT SYSTEMS LIMITED**  
**CONSOLIDATED STATEMENT OF PROFIT AND LOSS FOR THE YEAR ENDED 31<sup>st</sup> MARCH 2022**

(Rs. In Lakhs)

PARTICULARS	Quarter Ended On			Year ended on	
	31st March 2022	31st December 2021	31st March 2021	31st March 2022	31st March 2021
	Audited	Unaudited	Audited	Audited	Audited
	Rs.	Rs.	Rs.	Rs.	Rs.
<b>I. Revenue From Operations</b>	17,226.38	16,945.30	9,596.11	58,322.93	31,488.81
<b>II. Other Income</b>	5.51	28.89	23.24	42.15	25.11
<b>III. Total Revenue (I + II)</b>	<b>17,231.89</b>	<b>16,974.20</b>	<b>9,619.34</b>	<b>58,365.08</b>	<b>31,513.93</b>
<b>IV. Expenses</b>					
a. Employee Benefit Expenses	905.13	799.88	584.66	3,074.75	2,066.16
b. Finance Cost	57.93	54.51	60.03	194.96	230.43
c. Depreciation and Amortisation Expenses	48.69	35.64	22.73	133.96	92.26
d. Other Expenses	15,924.14	15,711.70	8,732.15	53,606.66	29,123.21
<b>V. Total Expenses</b>	<b>16,935.89</b>	<b>16,601.73</b>	<b>9,399.57</b>	<b>57,010.34</b>	<b>31,512.06</b>
<b>VI. Profit Before Exceptional &amp; Extraordinary Items &amp; Tax (III-V)</b>	<b>296.00</b>	<b>372.47</b>	<b>219.78</b>	<b>1,354.75</b>	<b>1.86</b>
<b>VII. Share of (profit)/loss from investment in associate</b>	-0.17	-1.85	-3.97	-4.64	-6.78
<b>VIII. Profit Before Extraordinary Items &amp; Tax (VI-VII)</b>	<b>295.83</b>	<b>370.62</b>	<b>215.81</b>	<b>1,350.11</b>	<b>-4.91</b>
<b>IX. Extraordinary Items</b>	-	-	-	-	-
<b>X. Profit Before Tax (VIII-IX)</b>	<b>295.83</b>	<b>370.62</b>	<b>215.81</b>	<b>1,350.11</b>	<b>-4.91</b>
<b>XI. Tax Expense</b>					
a. Current Tax	128.89	111.88	91.99	443.73	91.99
b. Deferred Tax	-6.45	-11.36	-20.33	-5.80	-12.80
c. MAT Credit Entitlement	-	-	-	-	-
<b>XII. Profit for the Year from Continuing Operations (X-XI)</b>	<b>173.39</b>	<b>270.10</b>	<b>144.15</b>	<b>912.18</b>	<b>-84.11</b>
<b>XIII. Minority Interest</b>	-12.38	-0.53	0.61	-12.08	2.20
	<b>185.77</b>	<b>270.63</b>	<b>143.53</b>	<b>924.26</b>	<b>-86.31</b>
<b>XIV) Other Comprehensive Income</b>					
<b>A. Items that will not be reclassified to Profit or loss</b>					
Re-measurement gains/(losses) on defined benefit plans	-16.20	-	-36.11	-16.20	-36.11
Income Tax Effect	0.05	-	7.59	0.05	7.59
<b>Net other comprehensive income to not be reclassified to profit or loss in subsequent periods</b>	<b>-16.15</b>	<b>-</b>	<b>-28.53</b>	<b>-16.15</b>	<b>-28.53</b>
<b>B. Items that will be reclassified to profit or loss in subsequent years</b>					
Exchange difference on translation of foreign operations	0.90	-1.76	0.69	-0.85	0.82
Net gain/(loss) on FVTOCI debt Securities	0.74	-	0.90	0.74	0.90
Income Tax Effect	-0.28	-	-0.20	-0.28	-0.20
<b>Net other comprehensive income to be reclassified to profit or loss in subsequent periods</b>	<b>1.35</b>	<b>-1.76</b>	<b>1.39</b>	<b>-0.39</b>	<b>1.52</b>
<b>Other Comprehensive Income for the year, net of tax</b>	<b>-14.80</b>	<b>-1.76</b>	<b>-27.14</b>	<b>-16.54</b>	<b>-27.01</b>
<b>XV) Total Comprehensive Income for the period (XII+XIV) (Comprehensive profit (loss) and Other Comprehensive Income for the period)</b>	<b>170.97</b>	<b>268.87</b>	<b>116.39</b>	<b>907.72</b>	<b>-113.32</b>
<b>XVI. Paid-up equity share capital of Rs. 10 Each</b>	1,430.60	1,430.60	1,430.60	1,430.60	1,430.60
<b>XVII. Reserve excluding Revaluation Reserves as per balance sheet of previous accounting year</b>	-	-	-	4,029.82	3,170.13
<b>XVIII. Earnings Per Share ( not annualised )</b>					
a. Basic	1.21	1.89	1.01	6.38	-0.59
b. Diluted	1.21	1.89	1.01	6.38	-0.59

1. The above results, which have been subjected to an audit by the statutory Auditors of the Company are published in accordance with regulation 33 of the SEBI (LODR) Regulations, have been reviewed by the audit committee and approved and taken on record by the Board of Directors at its meeting held through Video Conferencing on 26th May 2022. The financials results are prepared in accordance with Indian Accounting Standards (Ind AS) as prescribed under Section 133 of the Companies Act, 2013 read with Companies (Indian Accounting Standards) Rules, Companies (Indian Accounting Standards) (Amendment) Rules and other accounting standards generally accepted in India.

2. The format for the audited/unaudited financial results are as prescribed by SEBI circular CIR/CFD/CMD/15/2015 have been modified to comply with the requirements of SEBI circular dated 5th July 2016, Ind AS and Schedule III (Division II) to the Companies Act, 2013, which are applicable to the Companies that are required to comply with Ind AS

3. The statement of Consolidated financial results have been prepared in accordance with Indian Accounting Standards (Ind AS), the provisions of the Companies Act, 2013, as applicable and guidelines issued by the SEBI.

4. Figures have been regrouped /re-classified where ever necessary

5. Figures of the last Quarter ended 31st March, 2022 are the balancing figures between audited figures in respect of the full financial year and published year-to-date figure upto the third quarter of the current financial year

6. During the quarter and year ended 31st March 2022 the Company has not received any complaint from the investor.

7. The above financial results are available on the website of the Company i.e. www.tspl.in under investor tab and on the website of national stock exchange i.e. www.nseindia.com

Date : 26<sup>th</sup> May, 2022

Place : Mumbai



For Total Transport Systems Limited



Makarand Pradhan  
Managing Director



**TOTAL TRANSPORT SYSTEMS LIMITED**  
**CONSOLIDATED STATEMENT OF CASH FLOW FOR THE YEAR ENDED 31<sup>st</sup> MARCH, 2022**

( Rs. In Lakhs )

PARTICULARS	FOR THE YEAR ENDED 31 <sup>st</sup> MARCH, 2022	FOR THE YEAR ENDED 31 <sup>st</sup> MARCH, 2021
<b><u>A. Cash flow from operating activities:</u></b>		
<b>Profit before tax</b>	1,354.75	1.86
<b>Adjustments:</b>		
Depreciation & amortization	133.96	92.26
Intangible Assets under development written off	13.15	-
Loss on Sale of Assets	10.96	18.92
Profit on Sale of Assets	(4.11)	-
Elimination of Profits with Associates	-	(0.02)
Interest Expense	194.96	230.43
Interest Income	(38.11)	(24.38)
FCTR Movement	(0.34)	0.82
Provision for ESOP's	8.58	3.91
Provision for Gratuity	35.84	32.89
Net Gain / Loss Arising On Financial Assets Mandatorily Measured At FVTPL	(0.68)	-
<b>Working capital changes :</b>		
Increase/ (Decrease) in Trade Receivables	(2,402.09)	3,477.06
Increase/ (Decrease) in Bank balance other than cash and cash equivalents	(219.95)	(16.72)
Increase/ (Decrease) in Short Term Loans and Advances	(20.50)	(84.93)
Increase/ (Decrease) in Current Investments	(60.09)	-
Increase/ (Decrease) in Other Financial Assets	(31.39)	(14.05)
Increase/ (Decrease) in Trade Payable	1,128.41	(2,855.47)
Increase/ (Decrease) in Lease Liability	7.82	-
Increase/ (Decrease) in Other Current Liabilities	224.45	(171.68)
Increase/ (Decrease) in Short-Term Provisions	318.54	(9.52)
<b>Net cash generated from operations</b>	<b>654.15</b>	<b>681.39</b>
Direct taxes Paid	(247.22)	(224.84)
<b>Net cash generated by operating activities</b>	<b>406.93</b>	<b>456.54</b>
<b><u>B. Cash flow from investing activities:</u></b>		
Purchase of fixed assets	(283.77)	(90.86)
Purchase of Software	-	(2.50)
Sale of Asset	5.60	-
Increase/ (Decease) in Loan given to Related Parties	(7.43)	18.02
Increase/ (Decease) in Balances Given to Government	110.43	(4.72)
Interest Income	38.11	24.38
Acquisition of Right to Use Assets	(15.31)	-
Investment in Mutual Funds	(30.05)	-
<b>Net cash used in investing activities</b>	<b>(182.42)</b>	<b>(55.68)</b>

<b>C. Cash flow from financing activities:</b>		
Interest Expense	(194.96)	(230.43)
Issue of Share	20.77	-
Interim Dividend	(107.30)	-
Loans taken during the year	90.00	427.98
Repayment of Loans	(50.33)	(34.79)
<b>Net cash (used in) / generated from financing activities</b>	<b>(241.82)</b>	<b>162.75</b>
<b>Net increase in cash and cash equivalents during the year</b>	(17.31)	563.62
<b>Cash and cash equivalents at the beginning of the year</b>	(1,534.30)	(2,097.92)
<b>Cash and cash equivalents at the end of the year</b>	<b>(1,551.61)</b>	<b>(1,534.30)</b>
<b>Cash and cash equivalents at the beginning of the year Comprise of the following</b>		
Cash and Cash Equivalents	350.67	38.10
Bank Overdraft	(1,884.97)	(2,136.02)
<b>Total</b>	<b>(1,534.30)</b>	<b>(2,097.92)</b>
<b>Cash and cash equivalents at the end of the year Comprise of the following</b>		
Cash and Cash Equivalents	610.52	350.67
Bank Overdraft	(2,162.12)	(1,884.97)
<b>Total</b>	<b>(1,551.61)</b>	<b>(1,534.30)</b>
<b>Date: 26<sup>th</sup> May, 2022</b>	<b>For Total Transport Systems Limited</b>	
<b>Place: Mumbai</b>		
	<b>Makarand Pradhan</b> <b>Managing Director</b>	

**TOTAL TRANSPORT SYSTEMS LIMITED**

**Segment Reporting**

For management purpose, the group is organised into business units based on the nature of services rendered, the different risks and returns and the internal business reporting system. The following are the two reportable segments:

- a) Multimodal transport operations
- b) Last mile delivery operations

The Board of Directors of the Group monitors the operating results of its business units separately for the purpose of making decisions about resource allocation and performance is evaluated based on profit and loss and is measured consistently with profit and loss in CFS. However, the Group's financing (including finance costs and finance income) and income taxes are managed on a Group basis and are not allocated to operating segments.

Segment revenue is measured in the same way as in the statement of profit or loss. Revenue and expenses which relate to the enterprise as a whole and are not allocable to a segment on reasonable basis have been disclosed as Unallocable. Transactions between segments are eliminated on consolidation.

Particulars	Quarter ended on			Year Ended	
	31-Mar-22	31-Dec-21	31-Mar-21	31-Mar-22	31-Mar-21
	Audited	Unaudited	Audited	Audited	Audited
<b>1. Segment Revenue</b>					
Multimodal Transport Operations	15,972.90	15,360.35	8,611.67	52,972.64	27,774.16
Last Mile Delivery Operations	1,253.48	1,584.95	982.56	5,350.29	3,714.65
Less: Inter segment	-	-	-	-	-
	<b>17,226.38</b>	<b>16,945.30</b>	<b>9,594.23</b>	<b>58,322.93</b>	<b>31,488.81</b>
<b>2. Segment Results</b>					
Multimodal Transport Operations	456.20	365.09	336.51	1,485.99	236.26
Last Mile Delivery Operations	-165.71	-21.52	-140.83	-173.40	-259.51
	<b>290.49</b>	<b>343.57</b>	<b>195.68</b>	<b>1,312.60</b>	<b>-23.25</b>
Add: Interest Income	5.51	28.89	24.09	42.15	25.11
<b>Profit Before Tax</b>	<b>295.99</b>	<b>372.47</b>	<b>219.77</b>	<b>1,354.75</b>	<b>1.86</b>
<b>3. Segment Assets</b>					
Multimodal Transport Operations	12,322.64	11,289.93	9,752.67	12,322.64	9,752.67
Last Mile Delivery Operations	924.61	928.64	628.37	924.61	628.37
	<b>13,247.25</b>	<b>12,218.57</b>	<b>10,381.04</b>	<b>13,247.25</b>	<b>10,381.04</b>
<b>4. Segment Liabilities</b>					
Multimodal Transport Operations	6,400.84	5,689.47	4,585.62	6,400.84	4,585.62
Last Mile Delivery Operations	1,414.80	1,254.95	1,181.50	1,414.80	1,181.50
	<b>7,815.64</b>	<b>6,944.42</b>	<b>5,767.12</b>	<b>7,815.64</b>	<b>5,767.12</b>

Date : 26<sup>th</sup> May, 2022  
Place : Mumbai



For Total Transport Systems Limited

**Makarand Pradhan**  
Managing Director

26<sup>th</sup> May, 2022

To,  
**The Manager,**  
**Listing Compliance Department**  
**National Stock Exchange of India Limited**  
Exchange Plaza, Bandra Kurla Complex,  
Bandra (East), Mumbai - 400 051

SYMBOL: TOTAL

**Sub: Declaration for Audit Report with unmodified Opinion(s)**

Respected Sir/Madam,



Pursuant to Regulation 33(3)(d) of Securities and Exchange Board of India (Listing Obligations and Disclosure Requirements) Regulations, 2015, we hereby declare that, the Statutory Auditors of the Company have issued Auditors Report with unmodified opinion on Standalone & Consolidated Audited Financial Results for the quarter and year ended 31<sup>st</sup> March, 2022 and the same was approved at the said Board Meeting held today i.e. on 26<sup>th</sup> May, 2022.

This is for your information and record.

Thanking you,

Yours faithfully,

**For Total Transport Systems Limited**

**Makarand Pradhan**  
**Managing Director**

**TOTAL TRANSPORT SYSTEMS LIMITED**

7th floor, T Square, Opp Chandivali Petrol Pump, Sakinaka,  
Andheri(E), Mumbai - 400 072. Maharashtra India.