



Total Transport Systems Limited

Member of the C.P. World Group

7th floor, T Square, Opp. Chandivali Petrol Pump,
Saki Vihar Road, Saki Naka, Andheri (E),
Mumbai 400 072. Maharashtra, INDIA.
Tel: +91-22-66441500 ● Fax: +91-22-66441585
Email : info@ttspl.in ● www.ttspl.in
CIN : L63090MH1995PLC091063

12th February, 2021

To,
The Manager,
Listing Department,
National Stock Exchange of India Limited
'Exchange Plaza', C-1 Block G, Bandra-Kurla Complex,
Bandra (East), Mumbai – 400051.

SYMBOL: TOTAL

SUB: OUTCOME OF BOARD MEETING HELD ON FRIDAY, FEBRUARY 12th, 2021

Dear Sir/Madam,

With reference to the captioned subject, we wish to inform you that the meeting of the Board of Directors of Total Transport Systems Limited is held on Friday, February 12, 2021 at 11:30 A.M. through video conferencing interalia considered and approved the following:

1. Considered and approved Unaudited Standalone and Consolidated financial Results for the Quarter ended on 31st December 2020 along with Limited Review Report thereon.
2. Considered and approved other business matters

The Meeting of Board of Directors concluded at 12:30 P.M.

Kindly take the same on your record.

Yours Faithfully,

For Total Transport Systems Limited

Bhavik Trivedi
Company Secretary & Compliance Officer


Limited Review Report


To
The Board of Directors,
Total Transport Systems Limited.

We have reviewed the accompanying statement of unaudited financial results of M/s Total Transport Systems Limited (“the Company”) for the quarter ended 31st December 2020. This statement is the responsibility of the Company’s Management and has been approved by the Board of Directors. Our responsibility is to issue a report on these financial statements based on our review.

We conducted our review in accordance with the Standard on Review Engagement (SRE) 2410- Review of Interim Financial Information Performed by the Independent Auditor of the Entity, issued by the Institute of Chartered Accountants of India. This standard requires that we plan and perform the review to obtain moderate assurance as to whether the financial statements are free of material misstatement. A review is limited primarily to inquiries of company personnel and analytical procedures applied to financial data and thus provide less assurance than an audit. We have not performed an audit and accordingly, we do not express an audit opinion.

Based on our review conducted as above, nothing has come to our attention that causes us to believe that the accompanying statement of unaudited financial results prepared in accordance with applicable accounting standards and other recognized accounting practices and policies has not disclosed the information required to be disclosed in terms of Regulation 33 of the SEBI (Listing Obligations and Disclosure Requirements) Regulations, 2015 including the manner in which it is to be disclosed, or that it contains any material misstatement.

For S C M K & Co LLP
Chartered Accountants



S M Chitnis
Partner

M. No. 043152

Place: Mumbai
Date: 12th February 202
UDIN: 21043152AAAAAC1757

B. Items that will be reclassified to profit or loss in subsequent years						
Net gain/(loss) on FVTOCI debt Securities	-	-	-	-	-	1.46
Income Tax Effect	-	-	-	-	-	-0.13
Net other comprehensive income to be reclassified to profit or loss in subsequent periods	-	-	-	-	-	1.33
Other Comprehensive Income for the year, net of tax	-	-	-	-	-	-43.64
XIV) Total Comprehensive Income for the period (XII+XIII) (Comprehensive profit (loss) and Other Comprehensive Income for the period)	67.32	114.99	309.86	-101.29	524.91	342.38
XV. Paid-up equity share capital of Rs. 10 Each	1,430.60	1,430.60	1,430.60	1,430.60	1,430.60	1,430.60
XVI. Reserve excluding Revaluation Reserves as per balance sheet of previous accounting year				3,443.91	3,727.74	3,545.20
XVII. Earnings Per Share (not annualised)						
a. Basic	0.47	0.80	2.26	-0.71	3.67	2.70
b. Diluted	0.47	0.80	2.26	-0.71	3.67	2.70

1. The above Unaudited results, which have been subjected to Limited Review by the Statutory Auditor of the Company, are published in accordance with regulation 33 of the SEBI (LODR) Regulations, have been reviewed by the audit committee and approved and taken on record by the Board of Directors at its meeting held through Video Conferencing on 12th February 2021. The financials results are prepared in accordance with Indian Accounting Standards (Ind AS) as prescribed under Section 133 of the Companies Act, 2013 read with Companies (Indian Accounting Standards) Rules, Companies (Indian Accounting Standards) (Amendment) Rules and other accounting standards generally accepted in India.

2. The format for the audited/unaudited financial results are as prescribed by SEBI circular CIR/CFD/CMD/15/2015 have been modified to comply with the requirements of SEBI circular dated 5th July 2016, Ind AS and Schedule III (Division II) to the Companies Act, 2013, which are applicable to the Companies that are required to comply with Ind AS

3. The statement of standalone financial results have been prepared in accordance with Indian Accounting Standards (Ind AS), the provisions of the Companies Act, 2013, as applicable and guidelines issued by the SEBI.

4. Disclosure of segment reporting as per the requirements of Ind AS 108 "Operating Segment" is reported in the consolidated financial statements of the Company. Therefore, the same has not been separately disclosed in the standalone financial statements in line with the requirement of Ind AS 108.

5. During the quarter and half year ended 31st December 2020 the company has not received any complaint from investor.

6. Figures have been regrouped /re-classified where ever necessary

7. The above financial results are available on the website of the Company i.e. www.ttspl.in under investor tab and on the website of national stock exchange i.e. www.nseindia.com

Date : 12th February, 2021



Place : Mumbai

For Total Transport Systems Limited

Makarand Pradhan
Managing Director

TOTAL TRANSPORT SYSTEMS LIMITED
BALANCE SHEET AS AT 31st DECEMBER, 2020

PARTICULARS	AS AT 31 st December 2020	AS AT 31 st March 2020
I. ASSETS		
1) Non-Current Assets		
(a) Property, Plant and Equipment	766.07	823.06
(b) Capital work-in-progress	-	-
(c) Investment Property	-	-
(d) Goodwill	-	-
(e) Other Intangible Assets	-	-
(f) Intangible Assets under development	13.15	13.15
(g) Investments in Subsidiaries and Associates	37.26	37.26
(h) Financial Assets		
(i) Investments	5.89	5.89
(ii) Trade Receivables	-	-
(iii) Loans	606.58	508.47
(iv) Others (to be specified)	-	-
(i) Deferred Tax Asset (Net)	80.16	87.69
(j) Other Non-Current Assets	77.11	77.11
	1,586.22	1,552.64
2) Current Assets		
(a) Inventories		
(b) Financial Assets		
(i) Investments	-	-
(ii) Trade Receivables	6,642.66	9,638.74
(iii) Cash and Cash Equivalents	197.11	18.82
(iv) Bank balance other than (iii) above	27.24	21.39
(v) Loans	31.63	32.22
(vi) Others (to be specified)	-	-
(c) Current Tax Assets (Net)	735.23	594.03
(d) Other Current Assets	-	-
	7,633.87	10,305.19
Total Assets	9,220.09	11,857.83
II. EQUITY AND LIABILITIES		
EQUITY		
(a) Equity Share Capital	1,430.60	1,430.60
(b) Other Equity	3,443.91	3,545.20
Total Equity	4,874.51	4,975.80
LIABILITIES		
1) Non-Current Liabilities		
(a) Financial Liabilities		
(i) Borrowings	21.17	33.59

(ii) Trade Payables		
a. total outstanding dues of micro enterprises and small enterprises	-	-
b. total outstanding dues of creditors other than micro enterprises and small enterprises	-	-
(iii) Other Financial Liabilities (Other than those specified in item (b), to be specified)	-	-
(b) Provisions	335.79	335.44
(c) Deferred Tax Liabilities (Net)	-	-
(d) Other Non-Current Liabilities	-	-
	356.96	369.03
2) Current Liabilities		
(a) Financial Liabilities		
(i) Borrowings	2,221.35	2,153.27
(ii) Trade Payables		
a. total outstanding dues of micro enterprises and small enterprises	14.02	7.22
b. total outstanding dues of creditors other than micro enterprises and small enterprises	917.59	3,464.12
(iii) Other Financial Liabilities (Other than those specified in item (c))	-	-
(b) Other Current Liabilities	212.27	394.45
(c) Provisions	623.40	493.95
(d) Current Tax Liabilities (Net)	-	-
	3,988.62	6,513.00
Total Equity and Liabilities	9,220.09	11,857.83

Date: 12th February, 2021

Place: Mumbai



For Total Transport Systems Limited

Makarand Pradhan
Managing Director

Limited Review Report

To
The Board of Directors,
Total Transport Systems Limited.

1. We have reviewed the accompanying Statement of Consolidated Unaudited Financial Results of **Total Transport Systems Limited** (“the Parent”) and its subsidiaries (the Parent and its subsidiaries together referred to as “the Group”), and its share of the net profit/(loss) after tax and total comprehensive income / loss of its associates for the quarter ended 31st December 2020 and for the period from 01st April 2020 to 31st December 2020 (“the Statement”), being submitted by the Parent pursuant to the requirement of Regulation 33 of the SEBI (Listing Obligations and Disclosure Requirements) Regulations, 2015, as amended.
2. This Statement, which is the responsibility of the Parent’s Management and approved by the Parent’s Board of Directors, has been prepared in accordance with the recognition and measurement principles laid down in Indian Accounting Standard 34 “Interim Financial Reporting” (“Ind AS 34”), prescribed under Section 133 of the Companies Act, 2013, and other accounting principles generally accepted in India. Our responsibility is to express a conclusion on the Statement based on our review.
3. We conducted our review of the Statement in accordance with the Standard on Review Engagements (SRE) 2410 “Review of Interim Financial Information Performed by the Independent Auditor of the Entity”, issued by the Institute of Chartered Accountants of India. A review of interim financial information consists of making inquiries, primarily of persons responsible for financial and accounting matters, and applying analytical and other review procedures. A review is substantially less in scope than an audit conducted in accordance with Standards on Auditing and consequently does not enable us to obtain assurance that we would become aware of all significant matters that might be identified in an audit. Accordingly, we do not express an audit opinion.

We also performed procedures in accordance with the circular issued by the SEBI under Regulation 33 (8) of the SEBI (Listing Obligations and Disclosure Requirements) Regulations, 2015, as amended, to the extent applicable.

4. The Statement includes the results of the following entities:
 - a. CP World Logistics India Private Limited
 - b. Oneworld Logistics Private Limited
 - c. Total Transport Systems Private Limited (Nepal)
 - d. Seedeer (India) E-Commerce Private Limited
5. Based on our review conducted and procedures performed as stated in paragraph 3 above and based on the consideration of the review reports of the other auditors referred

to in paragraph 6 below, nothing has come to our attention that causes us to believe that the accompanying Statement, prepared in accordance with the recognition and measurement principles laid down in the aforesaid Indian Accounting Standard and other accounting principles generally accepted in India, has not disclosed the information required to be disclosed in terms of Regulation 33 of the SEBI (Listing Obligations and Disclosure Requirements) Regulations, 2015, as amended, including the manner in which it is to be disclosed, or that it contains any material misstatement.

6. We did not review the interim financial statements of one subsidiary included in the consolidated unaudited financial results, whose interim financial statements reflect total assets of Rs.54.33 Lakhs as at 31st December 2020 and total revenues of Rs. 33.62 Lakhs and Rs. 81.11 Lakhs, total net profit/(loss) after tax of Rs. 4.63 Lakhs and Rs. 5.71 Lakhs and total comprehensive income of Rs. Nil and Rs. Nil, for the quarter ended 31st December 2020 and for the period from 01st April 2020 to 31st December 2020, respectively, and cash flows (net) of Rs. 5.00 Lakhs for the period from 01st April 2020 to 31st December 2020, as considered in the consolidated unaudited financial results. The consolidated unaudited financial results also include the Group's share of net loss after tax of Rs. (1.68) Lakhs and Rs. (2.81) Lakhs and total comprehensive income of Rs. Nil and Rs. Nil for the quarter ended 31st December 2020 and for the period from 01st April 2020 to 31st December 2020, respectively, as considered in the consolidated unaudited financial results, in respect of one associate, whose interim financial statements have not been reviewed by us. These interim financial statements have been reviewed by other auditor whose report have been furnished to us by the Management and our conclusion on the Statement, in so far as it relates to the amounts and disclosures included in respect of these subsidiary and associate, is based solely on the reports of the other auditors and the procedures performed by us as stated in paragraph 3 above.

For S C M K & Co LLP
Chartered Accountants



S M Chitnis
Partner

M. No. 043152

Place: Mumbai



Date: 12th February 2021

UDIN: 21043152AAAAAD5500



TOTAL TRANSPORT SYSTEMS LIMITED
CONSOLIDATED BALANCE SHEET AS AT 31st DECEMBER, 2020

PARTICULARS	AS AT 31 st December 2020	AS AT 31 st March 2020
	Unaudited	Audited
I. ASSETS		
1) Non-Current Assets		
(a) Property, Plant and Equipment	791.36	824.85
(b) Capital work-in-progress	-	-
(c) Investment Property	-	-
(d) Goodwill	-	-
(e) Other Intangible Assets	-	-
(f) Intangible Assets under development	13.15	13.15
(g) Investments in Subsidiaries and Associates	8.60	11.39
(h) Financial Assets		
(i) Investments	5.89	5.89
(ii) Trade Receivables	-	-
(iii) Loans	216.83	182.96
(iv) Others (to be specified)		
(i) Deferred Tax Asset (Net)	80.16	87.69
(j) Other Non-Current Assets	77.11	77.11
	1,193.11	1,203.04
2) Current Assets		
(a) Inventories		
(b) Financial Assets		
(i) Investments	-	-
(ii) Trade Receivables	7,229.11	11,294.98
(iii) Cash and Cash Equivalents	237.79	38.10
(iv) Bank balance other than (iii) above	32.43	26.58
(v) Loans	69.62	50.27
(vi) Others (to be specified)		
(c) Current Tax Assets (Net)	927.62	700.81
(d) Other Current Assets	-	-
	8,496.58	12,110.73
Total Assets	9,689.69	13,313.77
II. EQUITY AND LIABILITIES		
EQUITY		
(a) Equity Share Capital	1,430.60	1,430.60
(b) Other Equity	3,049.82	3,279.53
Equity attributable to equity holders of the parent	4,480.42	4,710.13
(c) Non- controlling interests	12.58	10.99
Total Equity	4,493.00	4,721.12

LIABILITIES		
1) Non-Current Liabilities		
(a) Financial Liabilities		
(i) Borrowings	21.17	33.59
(ii) Trade Payables	-	-
a. Micro and Small Enterprises		
b. Other than Micro and small Enterprises		
(iii) Other Financial Liabilities (Other than those specified in item (b), to be specified)	-	-
(b) Provisions	335.79	337.17
(c) Deferred Tax Liabilities (Net)	-	-
(d) Other Non-Current Liabilities	-	-
	356.96	370.76
2) Current Liabilities		
(a) Financial Liabilities		
(i) Borrowings	2,221.35	2,153.27
(ii) Trade Payables		
a. Micro and Small Enterprises	14.02	7.22
b. Other than Micro and small Enterprises	1,847.65	4,981.71
(iii) Other Financial Liabilities (Other than those specified in item (c))		
(b) Provisions	626.50	618.75
(c) Current Tax Liabilities (Net)	-	-
(d) Other Current Liabilities	130.22	460.94
	4,839.74	8,221.89
Total Equity and Liabilities	9,689.69	13,313.77
Date: 12TH February, 2021	For Total Transport Systems Limited	
Place: Mumbai		
		
	Makarand Pradhan Managing Director	

TOTAL TRANSPORT SYSTEMS LIMITED
STATEMENT OF PROFIT AND LOSS FOR THE PERIOD ENDED 31st DECEMBER 2020

(Rs. In Lakhs)

PARTICULARS	Quarter ended on			Nine Months Ended		Year Ended
	31st DECEMBER 2020	30th SEPTEMBER 2020	31st DECEMBER 2019	31st DECEMBER 2020	31st DECEMBER 2019	31st MARCH 2020
	UNAUDITED Rs.	UNAUDITED Rs.	UNAUDITED Rs.	UNAUDITED Rs.	UNAUDITED Rs.	AUDITED Rs.
I. Revenue From Operations	8,193.54	6,466.55	12,383.89	21,892.71	28,224.98	39,957.23
II. Other Income	0.41	2.86	1.07	1.87	3.67	4.32
III. Total Revenue (I +II)	8,193.95	6,469.41	12,384.96	21,894.58	28,228.65	39,961.55
IV. Expenses						
a. Employee Benefit Expenses	623.60	446.87	606.46	1,481.50	1,623.62	2,215.98
b. Finance Cost	53.67	58.40	50.89	170.40	147.26	213.68
c. Depreciation and Amortisation Expenses	25.74	19.24	31.67	69.53	91.89	121.44
d. Other Expenses	7,439.60	5,672.02	11,647.34	20,391.06	25,854.12	37,025.01
V. Total Expenses	8,142.60	6,196.53	12,336.35	22,112.50	27,716.89	39,576.11
VI. Profit Before Exceptional & Extraordinary Items & Tax (III-V)	51.35	272.88	48.61	-217.91	511.76	385.45
VII. Share of (profit)/loss from investment in associate	-1.69	0.02	-0.09	-2.81	-0.25	-7.86
VIII. Profit Before Extraordinary Items & Tax (VI-VII)	49.66	272.91	48.52	-220.72	511.51	377.59
IX. Extraordinary Items	-	-	-	-	-	-
X. Profit Before Tax (VIII-IX)	49.66	272.91	48.52	-220.72	511.51	377.59
XI. Tax Expense						
a. Current Tax	-	-	-	-	127.79	175.03
b. Deferred Tax	-	-	-	7.53	35.65	-8.89
c. MAT Credit Entitlement	-	-	-	-	-	-
XII. Profit for the period from Continuing Operations (X-XI)	49.66	272.91	48.52	-228.25	348.07	211.45
XIII. Minority Interest	1.20	1.48	-0.33	1.59	1.40	2.09
	48.46	271.43	48.84	-229.84	346.66	209.36
XIV) Other Comprehensive Income						
<u>A. Items that will not be reclassified to Profit or loss</u>	-	-	-	-	-	-
Re-measurement gains/(losses) on defined benefit plans	-	-	-	-	-	-46.06
Income Tax Effect	-	-	-	-	-	1.09
Net other comprehensive income to not be reclassified to profit or loss in subsequent periods	-	-	-	-	-	-44.97
<u>B. Items that will be reclassified to profit or loss in subsequent periods</u>						
Exchange difference on translation of foreign operations	-	-	-	0.13	-	-0.20
Net gain/(loss) on FVTOCI debt Securities	-	-	-	-	-	1.46
Income Tax Effect	-	-	-	-	-	-0.13
Net other comprehensive income to be reclassified to profit or loss in subsequent periods	-	-	-	0.13	-	1.13
Other Comprehensive Income for the period, net of tax	-	-	-	0.13	-	-43.84
XV) Total Comprehensive Income for the period (XII+XIV) (Comprehensive profit (loss) and Other Comprehensive Income for the period)	48.46	271.43	48.84	-229.71	346.66	165.52
XVI. Paid-up equity share capital of Rs. 10 Each	1,430.60	1,430.60	1,430.60	1,430.60	1,430.60	1,430.60
XVII. Reserve excluding Revaluation Reserves as per balance sheet of previous accounting period				3,049.82	3,456.74	3,279.53
XVIII. Earnings Per Share (not annualised)						
a. Basic	0.34	1.90	0.34	-1.61	2.42	1.46
b. Diluted	0.34	1.90	0.34	-1.61	2.42	1.46

1. The above Unaudited results, which have been subjected to Limited Review by the Statutory Auditor of the Company, are published in accordance with regulation 33 of the SEBI (LODR) Regulations, have been reviewed by the audit committee and approved and taken on record by the Board of Directors at its meeting held through Video Conferencing on 12th February 2021. The financials results are prepared in accordance with Indian Accounting Standards (Ind AS) as prescribed under Section 133 of the Companies Act, 2013 read with Companies (Indian Accounting Standards) Rules, Companies (Indian Accounting Standards)(Amendment) Rules and other accounting standards generally accepted in India.

2. The format for the audited/unaudited financial results are as prescribed by SEBI circular CIR/CFD/CMD/15/2015 have been modified to comply with the requirements of SEBI circular dated 5th July 2016, Ind AS and Schedule III (Division II) to the Companies Act, 2013, which are applicable to the Companies that are required to comply with Ind AS

prepared in accordance with Indian Accounting Standards (Ind AS), the provisions of the Companies Act, 2013, as applicable and

4. During the quarter and period ended 31st December 2020 the Company has not received any complaint from investor.

5. One World Logistics Private Limited is a wholly owned subsidiary of Total Transport Systems Ltd (TTSL). It is India's fast growing on-demand last-mile delivery solution provider offering tech-enabled delivery solutions for E-commerce, Restaurants, FMCG, Pharma and online & offline retailers. It is operating under the brand name "Abhilaya".

The Company has grown exponentially in these past quarters. It has a presence in 12 states with over 2,000 associates serving 832 pin codes and handling at least 55,000 shipments per day In the nine months ending December 31, 2020 this has successfully delivered the following results:

1. No of shipments handled -1.08 crore (247% Y-o-Y growth)

2. Total Turnover - Rs. 27.32 crore (213% Y-o-Y growth)

6. Figures have been regrouped /re-classified where ever necessary

7. The above financial results are available on the website of the Company i.e. www.ttspl.in under investor tab and on the website of national stock exchange i.e. www.nseindia.com

Date : 12th February, 2021



Place : Mumbai

For Total Transport Systems Limited

Makarand Pradhan
Managing Director

TOTAL TRANSPORT SYSTEMS LIMITED

Segment Reporting

For management purpose, the group is organised into business units based on the nature of services rendered, the different risks and returns and the internal business reporting system. The following are the two reportable segments:

- a) Multimodal transport operations
- b) Last mile delivery operations

The Board of Directors of the Group monitors the operating results of its business units separately for the purpose of making decisions about resource allocation and performance is evaluated based on profit and loss and is measured consistently with profit and loss in CFS. However, the Group's financing (including finance costs and finance income) and income taxes are managed on a Group basis and are not allocated to operating segments.

Segment revenue is measured in the same way as in the statement of profit or loss. Revenue and expenses which relate to the enterprise as a whole and are not allocable to a segment on reasonable basis have been disclosed as Unallocable. Transactions between segments are eliminated on consolidation.

Particulars	Quarter ended on			Nine Months Ended		Year Ended
	31st December 2020	30th September 2020	31st December 2019	31st December 2020	31st December 2019	31st March 2020
	Unaudited	Unaudited	Unaudited	Unaudited	Unaudited	Audited
1. Segment Revenue						
Multimodal Transport Operations	6,730.88	5,428.62	12,041.98	19,162.49	27,657.44	38,729.36
Last Mile Delivery Operations	1,463.07	1,040.79	342.98	2,732.09	571.21	1,264.41
Less: Inter segment	-	-	-	-	-	32.22
	8,193.95	6,469.41	12,384.96	21,894.58	28,228.65	39,961.55
2. Segment Results						
Multimodal Transport Operations	66.10	318.46	148.18	-100.25	716.56	579.09
Last Mile Delivery Operations	-14.99	-46.37	-99.57	-118.68	-205.25	-195.82
	51.11	272.09	48.61	-218.93	511.31	383.27
Add: Interest Income	0.23	0.79	-	1.02	0.45	2.18
Profit Before Tax	51.34	272.88	48.61	-217.91	511.76	385.45
3. Segment Assets						
Multimodal Transport Operations	8,966.05	8,966.05	12,934.91	8,966.05	12,934.91	13,126.02
Last Mile Delivery Operations	723.64	723.64	20.61	723.64	20.61	187.75
	9,689.69	9,689.69	12,955.52	9,689.69	12,955.52	13,313.77
4. Segment Liabilities						
Multimodal Transport Operations	4,055.56	4,055.56	7,565.29	4,055.56	7,565.29	8,106.09
Last Mile Delivery Operations	1,141.14	1,141.14	329.05	1,141.14	329.05	486.56
	5,196.70	5,196.70	7,894.34	5,196.70	7,894.34	8,592.65

Date : 12th February, 2021

Place : Mumbai



For Total Transport Systems Limited

Makarand Pradhan
Managing Director